

# Cat® Batteries



## Cat® Batteries – Greater Starting Power – Lower Maintenance – Longer Life

Cat® Heavy Duty (HD) batteries come initially installed in all Cat® Machines and Engine GenSets. They are designed to meet stringent Caterpillar design specifications, which provide industry leading cold cranking amps (CCA) capability and maximum vibration resistance. Cat Heavy Duty Batteries were built specifically to help start your tough applications, every time.

The full Heavy Duty line-up includes wet maintenance-free and maintenance-free accessible flooded lead acid battery options.

You can get Cat quality and reliability that fit a range of applications and budgets in our Cat® General Duty (GD) battery line. General Duty batteries offer wet maintenance-free and low maintenance flooded lead acid batteries. They also include valve regulated lead acid (VRLA) batteries in AGM (Absorbed Glass Mat) and Gel designs. This line of batteries covers all of your starting and cycling applications. Wide selections of BCI group sizes are available for automotive, light truck, bus, industrial, agricultural, marine, recreational and valve regulated (VRLA-AGM & Gel) applications.



# Cat Batteries

## World's Toughest Batteries



### Cat® Heavy Duty (HD) Batteries – Maximum Vibration Resistance

- Vibration Resistance...three to five times the Industry Standard
- Exclusive “flat top” BCI group 4D & 8D batteries are Maintenance-Free Accessible and have the industries highest cold cranking amps (CCA)
- Popular BCI group 31 Maintenance-Free Accessible batteries with industry leading cold cranking amps...up to 1000 (CCA), for electric power, machine or on-highway truck and bus applications. Deep cycle models are available for truck, marine or recreational usage

## Specifications for Cat Heavy Duty Batteries – Available Worldwide

### Heavy Duty Battery Selection Guide (Global)

BCI Group Size	Part No.	CCA ≈	RC Mins †	Volts	Amp Hr. Capacity @ 20 Hrs.	Construction Notes	Accessibility - Fluid Level Check Hours	BCI Overall Dimensions			
								Length In (mm)	Width In (mm)	Height In (mm)	Wet Lb (kg)
8D	153-5720	1500	465	12	210	C/MFA	A - 1000	20.5 (520)	10.8 (275)	9.8 (248)	132 (59.9)
4D	153-5710	1400	425	12	200	C/MFA	A - 1000	20.5 (520)	8.6 (218)	9.8 (248)	119 (54.0)
4D	153-5700	1125	305	12	145	C/MFA	A - 1000	20.5 (520)	8.6 (218)	9.8 (248)	101 (45.8)
31	175-4390	1000	180	12	90	C/MFA/S	A - 1000	12.9 (329)	6.8 (172)	9.3 (236)	60 (27.2)
31	175-4370	825	190	12	100	C/MFA/S**	A - 1000	12.9 (329)	6.8 (172)	9.3 (236)	61 (27.2)
31/30H	115-2422(2)	1000	170	12	90	C/MFA	A - 1000	12.9 (329)	6.8 (172)	9.5 (241)	63 (28.6)
31/30H	9X-3404(1)	950	165	12	95/100	C/MF	NA	13.0 (331)	6.8 (172)	9.5 (241)	58 (26.3)
31/30H	3T-5760	750	165	12	95/100	C/MF	AV - 1000	13.0 (331)	6.8 (172)	9.5 (241)	56 (25.4)
65	230-6368	850	140	12	70	C/MF	NA	11.9 (304)	7.5 (191)	7.5 (191)	46 (20.9)
24	153-5656	650	110	12	52	C/MF	NA	11.0 (279)	6.9 (174)	9.0 (229)	39 (17.7)

#### Construction Notes:

Batteries use SAE taper post design and are shipped wet except as:

- LAC = Low Maintenance - Hybrid Construction
- C = Calcium Lead Alloy Grid Design
- MF = Maintenance-Free Non-Accessible
- MFA = Maintenance-Free Accessible
- A = Accessible
- NA = Non-Accessible
- AV = Accessibly Varies - Accessibility varies depending on supplier used. If it has caps, it is accessible and fluid levels should be checked.
- S = Stud Terminals
- + = Shipped Dry Only
- \* = Side Terminals Only
- \*\* = Starting and Deep Cycle Battery
- \*\*\* = Deep Cycle and Starting Battery
- ≈ = Cold Cranking Amps for 30 seconds at 0° F (-18° C)
- † = Reserve Capacity Minutes minimum of 25 amp output at 80° F (27° C)
- SDT = Dual, Top mounted Terminals - Stud and SAE Post. Marine Deep Cycle/ Starting Battery
- 1 = Available everywhere outside of North/South America with the exception of Brazil
- 2 = Available only in North/South America, excluding Brazil

#### Rugged Design—Built Tough—Reliable Starting

- Positive and negative plates are anchored to container bottom and locked at the top of cell element for maximum vibration resistance.
- Heavy-duty forged terminal post bushings provide maximum strength and resistance to acid seepage.
- Hefty full-frame grids, no sharp edges, optimum acid/paste combination provides better charge acceptance after deep discharge.
- Manifold vented cover with built-in Flame Arrestor... a safety feature that directs corrosive gases away from the battery and hold-downs.
- Thick, robust container resists rugged treatment typical of heavy-duty commercial use. Embossed part number & descriptors for easy serviceability.

# Cat General Duty Batteries – Available North and South America



## Quality Batteries for a Wide Range of Mixed Fleet Applications

Ideal for Automotive, Light Truck, Bus, Marine, Industrial, Agricultural, Stationary Power and Recreational Usage.

Same fit, form and function as Heavy Duty/OE batteries, but designed for less severe applications while still backed by the Cat brand for dependable performance and a 1 year warranty.

### North & South America Selection Guide

BCI Group Size	Heavy Duty Part No.	CCA	General Duty Comparable Part No.	CCA
8D	153-5720	1500	628-8824	1425
4D	153-5710	1400	8C-3623	950
4D	153-5700	1125	8C-3623	950
31	175-4390	1000	100-4081	1000
31	175-4370	825	8C-3628	760
31/30H	115-2422	1000	430-5996	1000
31/30H	9X-3404	950	430-5996	1000
31/30H	3T-5760	750	631-8955	760
65	230-6368	850	250-0484	675
24	153-5656	650	3T-5857	650

### Wet Batteries

BCI Group Size	Part No.	CCA ≈	RC Mins †	Volts	Amp Hr. Capacity @ 20 Hrs.	Construction Notes	BCI Overall Dimensions		Nominal Weight	
							Length In (mm)	Width In (mm)	Height In (mm)	Wet Lb (kg)
<b>Truck/Agricultural/Industrial</b>										
1	8C-3617	640	130	6	100	C/MF	9.0 (229)	6.9 (175)	8.8 (222)	30 (13.6)
2	8C-3629	780	200	6	90	LA	10.4 (264)	6.9 (175)	8.8 (222)	36.5 (16.6)
3EE	8C-3620	400	95	12	54	LA	19.3 (489)	4.3 (108)	9.0 (229)	42 (19.1)
3EH	8C-3632	875	250	6	115	LA	19.3 (489)	4.3 (108)	10.0 (254)	47.5 (21.5)
4	8C-3633	975	250	6	125	C/MF	12.5 (318)	6.9 (175)	9.5 (241)	47 (21.3)
4DLT	8C-3622	850	240	12	100	LA	20.0 (508)	8.1 (206)	8.1 (206)	80 (36.3)
4D	8C-3623	950	250	12	115	LA	20.0 (508)	8.5 (216)	10.1 (256)	97 (44)
8D	628-8824	1425	430	12	190	LA	20.8 (527)	11.0 (279)	10.0 (254)	130 (59.0)
24F	3T-5858	650	115	12	55	C/MF	10.8 (273)	6.8 (171)	9.0 (229)	40 (18.1)
27	8C-3601	710	120	12	65	C/MF	12.0 (305)	6.8 (171)	9.0 (229)	45.5 (20.6)
27F	8C-3602	710	120	12	65	C/MF	12.4 (314)	6.8 (171)	9.0 (229)	45.5 (20.6)
31	8C-3628	760	170	12	80	C/MF/S	13.0 (330)	6.8 (171)	9.5 (241)	54.5 (24.7)
31	430-5996	1000	190	12	100	C/MF	13.0 (330)	6.8 (171)	9.5 (241)	58 (26.3)
31	100-4081	1000	185	12	95	C/MF/S	12.95 (328.9)	6.8 (171)	9.44 (239.8)	58 (26.3)
31	631-8955	760	170	12	85	C/MF	12.75 (323.9)	6.8 (171)	9.44 (239.8)	52.5 (23.8)

### Automotive/Light Truck & SUV

22F	3T-5859	425	65	12	35	C/MF	9.4 (238)	6.8 (171)	8.3 (210)	29.5 (13.4)
24	3T-5857	650	115	12	55	C/MF	10.8 (273)	6.8 (171)	9.0 (229)	40 (18.1)
25	250-0488	625	95	12	45	C/MF	9.8 (248)	6.9 (175)	8.9 (225)	35.5 (16.1)
26	8C-3600	540	80	12	45	C/MF	8.8 (222)	6.8 (171)	8.0 (203)	29.5 (13.4)
26R	369-9958	540	80	12	45	C/MF	8.8 (222)	6.8 (171)	8.0 (203)	29.5 (13.4)
34/78	250-0486	690	110	12	60	C/MF/DT	10.8 (273)	6.8 (171)	8.0 (203) !	36.5 (16.6)
35	250-0487	625	95	12	45	C/MF	9.8 (248)	6.9 (175)	8.9 (225)	35.5 (16.1)
41	8C-3605	650	100	12	64	C/MF	11.6 (293)	6.9 (175)	6.9 (175)	38 (17.2)
42	250-0490	475	70	12	40	C/MF	9.6 (242)	6.9 (175)	6.9 (175)	29 (13.2)
48	430-5993	730	120	12	65	C/MF	11.0 (278)	6.9 (175)	7.5 (190)	42 (19.1)
49	307-0751	900	185	12	100	C/MF	14.0 (354)	6.9 (175)	7.5 (190)	54.5 (24.7)
55/56/62	8C-3611	540	75	12	52	C/MF/DT	8.8 (222)	6.0 (152)	8.50 (216)	32 (14.5)
58	8C-3612	580	85	12	53	C/MF	10.0 (254)	7.3 (184)	7.0 (178)	31.5 (14.3)
65	250-0484	675	130	12	55	C/MF	12.0 (305)	7.4 (187)	7.7 (194)	41 (18.6)
75	7X-6100	690	90	12	60	C/MF *	9.8 (248)	7.0 (178)	7.3 (184)	34.5 (15.6)
75/86	250-0489	540	85	12	47	C/MF/DT	9.8 (248)	7.0 (178)	8.1 (206) !	32 (14.5)
78	369-9957	690	110	12	58	C	10.8 (273)	6.9 (175)	7.3 (184)	36.5 (16.6)
90	430-6000	600	90	12	40	C/MF	9.5 (242)	6.9 (175)	6.9 (175)	32.5 (14.7)
91	430-6001	700	100	12	50	C/MF	11.0 (278)	6.9 (175)	6.9 (175)	38.5 (17.5)

#### Construction Notes:

Batteries use SAE taper post design and are shipped wet except as:

LA = Low Maintenance - Low Antimony Grids  
 LAC = Low Maintenance - Hybrid Construction  
 C = Calcium Lead Alloy Grid Design  
 MF = Maintenance-Free Non-Accessible  
 MFA = Maintenance-Free Accessible  
 S = Stud Terminals  
 DT = Dual Terminal

TB = Transit Bus one piece end terminal. Right end of battery. Positive Stud: 1/2"-13 steel, Negative Stud: 3/8" -16 steel  
 OP = Offset Post with Horizontal Hole Stainless Steel 5/16" Bolt & Hex Nut  
 \* = Side Terminals  
 ≈ = Cold Cranking Amps for 30 seconds at 0° F (-18° C)

† = Reserve Capacity Minutes minimum of 25 amp output at 80° F (27° C)  
 ! = For height with removable adapter, add 7/8" (22mm)  
 @ = Deep Cycle - Antimony Grids  
 ~ = Marine Starting  
 + = Shipped Dry Only  
 \$ = 75 amps @ 80° F  
 # = Wing nut for 8C-3638 & 8C-3639 is part number 3B-0723

# Cat General Duty Batteries – Available North and South America

## Wet Batteries Continued

BCI Group Size	Part No.	CCA ≈	RC Mins †	Volts	Amp Hr. Capacity @ 20 Hrs.	Construction Notes	BCI Overall Dimensions			Nominal Weight	
							Length In (mm)	Width In (mm)	Height In (mm)	Wet Lb (kg)	
<b>Automotive/Light Truck &amp; SUV</b>											
92	430-6002	650	130	12	70	C/MF	12.5 (317)	6.9 (175)	6.9 (175)	37 (16.8)	
93	430-6003	800	130	12	80	C/MF	14.0 (354)	6.9 (175)	6.9 (175)	46.5 (21.1)	
94R	430-6005	790	140	12	80	C/MF	12.4 (315)	6.9 (175)	7.5 (190)	47.5 (21.6)	
95R	430-6006	850	190	12	100	C/MF	15.5 (394)	6.9 (175)	7.5 (190)	62.5 (28.4)	
96R	430-6007	600	90	12	40	C/MF	9.6 (242)	6.9 (175)	6.9 (175)	32.5 (14.8)	
97R	430-6008	600	95	12	60	C/MF	9.6 (242)	6.9 (175)	7.5 (190)	37.5 (17.0)	
101	430-6009	650	110	12	-	C/MF/ *	10.3 (260)	7.1 (179)	6.7 (170)	36 (16.3)	
124R	430-6011	670	100	12	60	C/MF	10.3 (260)	6.9 (175)	8.4 (212)	38 (17.2)	
151R	430-6012	335	55	12	-	C/MF	7.24 (184)	5.0 (125)	8.8 (222)	19 (8.6)	
51	563-6052	450	70	12	40	C/MF	9.5 (242)	6.8 (171)	220.5	12.9	
124	563-6053	670	100	12	60	C/MF	10.3 (260)	6.9 (175)	8.4 (212)	38.6 (17.9)	
24	563-6054	725	120	12	70	C/MF	10.8 (273)	6.8 (171)	9.0 (229)	42 (19.3)	
24F	563-6055	725	120	12	70	C/MF	10.8 (273)	6.8 (171)	9.0 (229)	42 (19.3)	

### Marine-Deep Cycle Capability

24M	8C-3638	675	115	12	55	C/MF/DT/#	10.8 (273)	6.8 (171)	9.4 (238)	40 (18.1)
24DC	430-5992	500	130	12	75	LA/DT/@	10.8 (273)	6.8 (171)	9.4 (238)	45 (20.4)
27M	8C-3639	650	150	12	80	@/S/DT#	12.5 (318)	6.8 (171)	9.4 (238)	49 (22.2)

### Golf Cart/Scissor & High Lifts

GC-2	8C-3641	1325	-	6	235	@ OP	10.3 (260)	7.2 (181)	10.9 (276)	68 (30.8)
------	---------	------	---	---	-----	------	------------	-----------	------------	-----------

### Dual Terminal Batteries

34/78	127-0826	800	115	12	66	C/MF/DT	10.8 (273)	6.8 (175)	8.0 (203) !	41 (18.6)
34/78	250-0486	690	110	12	60	ST/MF/DT	10.8 (273)	6.8 (175)	8.0 (203) !	36.5 (16.6)
75/86	250-0489	540	85	12	47	C/MF/DT	9.8 (248)	7.0 (178)	8.1 (206) !	32 (14.5)

### Lawn & Garden

U1	8C-3636	230	-	12	25	C/MF	7.8 (197)	5.2 (130)	7.3 (184)	15.5 (7.0)
----	---------	-----	---	----	----	------	-----------	-----------	-----------	------------

#### Construction Notes:

Batteries use SAE taper post design and are shipped wet except as:

LA = Low Maintenance - Low Antimony Grids  
 LAC = Low Maintenance - Hybrid Construction  
 C = Calcium Lead Alloy Grid Design  
 MF = Maintenance-Free Non-Accessible  
 MFA = Maintenance-Free Accessible  
 S = Stud Terminals  
 DT = Dual Terminal

TB = Transit Bus one piece end terminal. Right end of battery. Positive Stud: 1/2" - 13 steel, Negative Stud: 3/8" - 16 steel  
 OP = Offset Post with Horizontal Hole Stainless Steel 5/16" Bolt & Hex Nut  
 \* = Side Terminals  
 ≈ = Cold Cranking Amps for 30 seconds at 0° F (-18° C)

† = Reserve Capacity Minutes minimum of 25 amp output at 80° F (27° C)  
 ! = For height with removable adapter, add 7/8" (22mm)  
 @ = Deep Cycle - Antimony Grids  
 ~ = Marine Starting  
 + = Shipped Dry Only  
 § = 75 amps @ 80° F  
 # = Wing nut for 8C-3638 & 8C-3639 is part number 3B-0723

# Cat General Duty Batteries – Valve Regulated Lead Acid (VRLA) Batteries

## Gelled (GEL) Electrolyte, Marine/Recreational, Deep Cycle Capability

BCI Group Size	Part No.	CCA ≈	RC Mins †	Volts	Amp Hr. Capacity @ 20 Hrs.	Construction Notes	BCI Overall Dimensions			Nominal Weight	
							Length In (mm)	Width In (mm)	Height In (mm)	Wet Lb (kg)	
4D	152-8006	970	375	12	183	MF-G/VRLA	20.8 (527)	8.5 (216)	10.0 (254)	127 (57.6)	
8D	152-7242	1150	475	12	225	MF-G/VRLA	20.8 (527)	11.0 (279)	10.0 (254)	157 (71.2)	

#### Construction Notes:

MF-G/VRLA = Maintenance-Free Non-Accessible - Gel Battery. Valve-Regulated Lead Acid (VRLA) battery with gelled electrolyte  
 ≈ = Cold Cranking Amps for 30 seconds at 0° F (-18° C)  
 † = Reserve Capacity Minutes minimum of 25 amp output at 80° F (27° C)

## Absorbed Glass Mat (AGM) Batteries

BCI Group Size	Part No.	CCA ≈	RC Mins †	Volts	Amp Hr. Capacity @ 20 Hrs.	Construction Notes	BCI Overall Dimensions			Nominal Weight	
							Length In (mm)	Width In (mm)	Height In (mm)	Wet Lb (kg)	
<b>Truck/Agricultural/Industrial</b>											
31	430-5994	800	200	12	105	MF-AGM/VRLA/S	13.0 (330)	6.8 (171)	9.5 (241)	69 (31.3)	
31	430-5995	925	190	12	100	MF-AGM/VRLA/S	13.0 (330)	6.8 (171)	9.5 (241)	63 (28.6)	
8D	456-0748	1450	480	12	198	MF-AGM/VRLA/S	20.75 (527)	11 (279)	10 (254)	163 (73.9)	
4D	430-6013	1110	380	12	198	MF-AGM/VRLA/S	20.75 (527)	8.5 (216)	10 (254)	133.5 (60.6)	

### Automotive/Light Truck & SUV

34/78	430-5997	775	120	12	55	MF-AGM/VRLA/DT	10.8 (273)	6.9 (175)	8.0 (203)	42.5 (19.3)
34M	430-5999	775	120	12	55	MF-AGM/VRLA/DT	10.8 (273)	6.9 (175)	8.0 (203)	41.5 (18.9)
65	430-5998	750	150	12	75	MF-AGM/VRLA	12.0 (305)	7.4 (187)	7.7 (194)	46 (20.9)
94R	430-6004	800	140	12	80	MF-AGM/VRLA	12.4 (315)	6.9 (175)	7.5 (190)	51.5 (23.4)



# Cat General Duty Batteries – Valve Regulated Lead Acid (VRLA) Batteries

## Absorbed Glass Mat (AGM) Batteries

BCI Group Size	Part No.	A	B	Volts	Construction Notes	TERM.	BCI Overall Dimensions		Nominal Weight		
							Length In (mm)	Width In (mm)	Terminal Height In (mm)	Container Height In (mm)	Nominal Weight Wet Lb (kg)
4D	250-0483	624	318	12	MF-AGM/VRLA	TA/2/ρ	21.8 (552)	8.3 (210)	9.4 (237)	8.8 (222)	130 (59.0)
24	250-0476	253	127	12	MF-AGM/VRLA	TA/1/ρ	10.2 (259)	6.8 (173)	9.2 (232)	8.2 (206)	53 (24.0)
27	250-0477	314	156	12	MF-AGM/VRLA	TA/1/ρ	12.8 (323)	6.8 (173)	8.7 (220)	8.2 (206)	64 (29.0)
31	250-0478	377	192	12	MF-AGM/VRLA	TA/1/ρ	13.0 (329)	6.7 (171)	8.8 (222)	8.6 (218)	68.5 (31.1)
31	250-0479	475	238	12	MF-AGM/VRLA	TA/1/ρ	13.5 (342)	6.8 (172)	11.3 (286)	11.1 (281)	99 (44.9)
31	369-9959(2)	550	271	12	MF-AGM/VRLA	TA/1/ρ	13.5 (342)	6.8 (172)	11.2 (285)	11.1 (281)	107 (48.5)
45	250-0475	168	85.4	12	MF-AGM/VRLA	TA/1/ρ	8.9 (225)	5.3 (135)	8.7 (221)	8.2 (207)	40 (18.1)
U1	250-0474	119	60	12	MF-AGM/VRLA	TA/1/ρ	7.8 (196)	5.2 (132)	7.2 (182)	6.2 (157)	24 (10.9)
∞	369-9960(2)	370	187	12	MF-AGM/VRLA	FA/3/ρ	19.5 (494)	4.4 (110)	8.9 (227)	9.1 (231)	80 (36.3)
∞	369-9961(2)	550	274	12	MF-AGM/VRLA	FA/3/ρ	21.9 (555)	5.0 (127)	11.2 (283)	11.7 (297)	120 (54.4)
∞	369-9962(2)	750	367	12	MF-AGM/VRLA	FA/3/ρ	24.0 (610)	4.9 (125)	12.3 (311)	12.8 (324)	150 (68.1)

### Construction Notes:

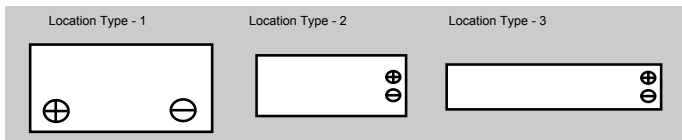
- A = Power Watts per Cell for 15 minutes to 1.67 Volts Per Cell @ 77° F (25° C)
- B = Discharge Rating in Amperes for 15 minutes to end voltage of 1.75 V.P.C. @ 77° F (25° C)
- MF-AGM/VRLA = Maintenance-Free Non-Accessible - Absorbed Glass Mat (AGM) Battery.
- ∞ = Unique container size. Does not use a standard BCI grouping
- ≈ = Cold Cranking Amps for 30 seconds at 0° F (-18° C)
- † = Reserve Capacity Minutes minimum of 25 amp output at 80° F (27° C)
- S = Stud Terminals
- DT = Dual Terminal
- 2 = Available in United States and South America (Except Brazil)

### Terminal Notes:

- TA - Top Access
- FA - Front Access
- α = In line lead terminal with brass female inserts .490" diameter head with a 1/4-20unc x .700 deep thread
- ρ = In line lead terminal with brass female inserts .625" diameter head with a 1/4-20unc x .750 deep thread

**AGM batteries have a longer production lead time than regular lead-acid type batteries**  
**Important: Alternator and charger instructions: for 12-volt AGM Batteries charge to 14.4 volts but no more than 14.6 volts at 68° F (20° C)**

## Valve Regulated AGM Batteries—Terminal Locations



VRLA batteries are a UL Recognized Component and are I.C.C.O., I.M.D.E., I.A.T.A., and D.O.T. Air Transportable Approved.

# Cat General Duty Batteries – Limited Availability

## Latin America Region Only

DIN Group Size	Part No.	Amp Hr Capacity @ 20 Hrs	RC Mins †	BCI CCA ≈	DIN CCA ^	EN CCA ±	Volts	Const. Notes	BCI Overall Dimensions			Nominal Weight Wet Lb (kg)
									Length In (mm)	Width In (mm)	Height In (mm)	
4D (BCI)	102-0400	150	270	950	535	-	12	SC	20.08 (510)	8.39 (213)	9.06 (230)	95.68 (43.4)
4D (BCI)	242-0825	170	330	1000	560	-	12	C	20.08 (510)	8.39 (213)	9.06 (230)	101.85 (46.2)
4D (BCI)	242-0829	330	170	700	395	-	12	C	20.08 (510)	8.39 (213)	9.06 (230)	101.41 (46)
T5 (DIN)	242-0827	55	90	425	250	-	12	C	9.53 (242)	6.89 (175)	6.89 (175)	30.64 (13.9)
T6 (DIN)	112-9564	65	110	620	345	-	12	SC	10.94 (278)	6.89 (175)	6.89 (175)	39.24 (17.8)

### Construction Notes:

- Batteries have taper post design and are shipped wet except as:
- ≈ = Cold Cranking Amps for 30 seconds at 0° F (-18° C)
- ^ = Cold Cranking Amps at 0° F (-18° C), discharge rate of 30 seconds, meeting 9V or above cut-off

- † = Reserve Capacity Minutes minimum of 25 amp output at 80° F (27° C)
- C = Calcium Lead Alloy Grid Design
- SC = Silver (Ag) Calcium Alloy Grids for resistance to high under hood temperatures.

## Europe, East & West Africa, Middle East, CIS & APD

DIN Group Size	Part No.	Amp Hr Capacity @ 20 Hrs	RC Mins †	BCI CCA ≈	DIN CCA ^	EN CCA ±	Volts	Const. Notes	BCI Overall Dimensions			Nominal Weight Wet Lb (kg)
									Length In (mm)	Width In (mm)	Height In (mm)	
78 (BCI)	369-9957	58	110	690	-	-	12	-	10.75 (273)	6.89 (175)	7.24 (184)	36.51 (16.6)
C11 (EN)	369-9955	30	43	270	150	250	12	C	7.36 (187)	5.04 (128)	6.50 (165)	17.86 (8.1)
T4 (EN)	369-9956	44	66	400	225	-	12	C	8.27 (210)	6.89 (175)	6.89 (175)	16.09 (7.3)
T4 (EN)	356-6211	44	66	380	250	350	12	C	8.27 (210)	6.89 (175)	6.89 (175)	16.09 (7.3)
T5 (EN)	356-6212	55	85	450	290	420	12	C	9.49 (241)	6.89 (175)	6.89 (175)	18.52 (8.4)
T6 (EN)	356-6213	66	105	550	315	520	12	C	10.94 (278)	6.89 (175)	6.89 (175)	21.83 (9.9)
T7 (EN)	356-6214	80	133	625	420	570	12	C	12.40 (315)	6.89 (175)	6.89 (175)	26.68 (12.1)
T8 (EN)	356-6215	88	150	770	420	715	12	C	13.58 (345)	6.89 (175)	6.89 (175)	30.20 (13.7)
B24 (JIS)	483-8978	45	52	380	-	-	12	C	9.3 (237)	5.0 (128)	8.7 (222)	27.6 (12.5)

Continue on next page

# Cat General Duty Batteries – Limited Availability

## Europe, East & West Africa, Middle East, CIS & APD *cont'd*

DIN Group Size	Part No.	Amp Hr Capacity @ 20 Hrs	RC Mins †	BCI CCA ≈	DIN CCA ^	EN CCA ±	Volts	Const. Notes	Length In (mm)	Width In (mm)	Height In (mm)	Nominal Weight Wet Lb (kg)
26R (BCI)/ J26 (JIS)	483-8979	75	110	650	-	-	12	C	10.2 (260)	6.8 (172)	8.7 (220.5)	40.1 (18.2)
31 (BCI)	570-6509	90	165	680	-	-	12	C	13.0 (330.2)	6.8 (172)	9.5 (240.8)	51.4 (23.3)
31 (BCI)	570-6511	100	165	850	-	-	12	C	13.0 (330.2)	6.8 (172)	9.5 (240.8)	55.1 (25.0)
24 (BCI)	593-3128	80	138	630	-	-	12	C	10.2 (260)	6.8 (172)	8.7 (220.5)	41.9 (19.0)
4D (BCI)	593-3129	165	324	900	-	-	12	C	20.0 (510)	8.3 (212)	8.6 (219.5)	92.2 (41.8)

### Construction Notes:

Batteries have taper post design and are shipped wet except as:

≈ = Cold Cranking Amps at 0° F (-18° C), discharge rate of 30 seconds, meeting 7.2V or above cut-off

^ = Cold Cranking Amps at 0° F (-18° C), discharge rate of 30 seconds, meeting 9V or above cut-off

± = Cold Cranking Amps at 0° F (-18° C), discharge rate of 90 seconds, meeting 6V or above cut-off

† = Reserve Capacity Minutes minimum of 25 amp output at 80° F (27° C)

C = Calcium Lead Alloy Grid Design

## Europe, East & West Africa, Middle East, & CIS Selection Guide

BCI Group Size	Heavy Duty Battery PN	HD Battery AH / CCA / Min	General Duty Battery PN.	GD Battery AH / CCA / Min
8D	153-5720	210 / 1500 / 465	636-1824	210 / 1400 / 465
4D	153-5710	200 / 1400 / 425	593-3129	165 / 900 / 324
4D	153-5700	145 / 1125 / 305	593-3129	165 / 900 / 324
31	175-4390	90 / 1000 / 180	634-6045	100 / 920 / 100
31/30H	9X-3404	95 / 950 / 165	570-6511	100 / 850 / 165
31/30H	3T-5760	95 / 750 / 165	570-6509	90 / 680 / 165
65	230-6368	70 / 850 / 140	636-1825	70 / 820 / 129
26	-	-	483-8979	75 / 650 / 110
24/26	153-5656	52 / 650 / 110	593-3128	80 / 630 / 138
24	-	-	483-8978	45 / 380 / 52

## Asia Pacific District Selection Guide

BCI Group Size	JIS Group	Heavy Duty Part No.	CCA	Amp Hr. Capacity (Ah)	Length (mm)	Width (mm)	Height (mm)	APD (SE Asia, Korea & Taiwan) GD Comparable PN	CCA	Amp Hr. Capacity (Ah)	Length In (mm)	Width In (mm)	Height In (mm)
8D	21H-52	153-5720	1500	210	520	275	248	636-1824	1400	210	516	275	241
4D	F51, G51	153-5710	1400	200	520	218	248	593-3129	900	165	510	212	219.5
4D	130F-51 155G-51	153-5700	1125	145	520	218	248	593-3129	900	165	510	212	219.5
31/30H	115D-31R 120E-41R	9X-3404	950	100	330.2	172	239	570-6511	850	100	330.2	172	240.8
31/30H	95D-31R 95D-31L 105D-31R 105D-31L	3T-5760	750	100	330.2	172	239	570-6509	680	90	330.2	172	240.8
65	-	230-6368	850	70	304	191	191	636-1825	820	70	293	186	190
24	90D-26R 90D-26L	153-5656	650	52	279	174	229	593-3128	630	80	260	172	220.5

## South Africa Region Only

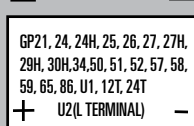
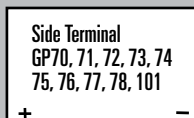
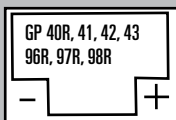
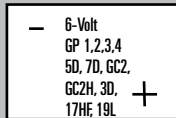
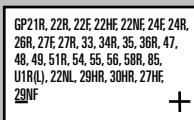

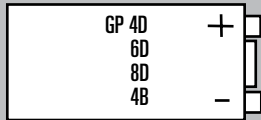
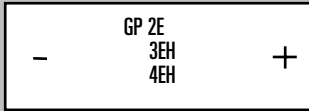
Group Size	Part No.	Amp Hr Capacity @ 20 Hrs	RC Mins †	BCI CCA ≈	DIN CCA ^	EN CCA ±	Volts	Const. Notes	BCI Overall Dimensions			Nominal Weight Wet Lb (kg)
									Length In (mm)	Width In (mm)	Height In (mm)	
31	586-5072	102	180	710	-	-	12	C	13.0 (330)	6.7 (171)	8.6 (219)	59.7 (27.1)
4D	586-5073	145	250	920	-	-	12	C	19.0 (485)	8.7 (220)	8.5 (216)	99.2 (45.0)
4D	586-5074	180	320	1080	-	-	12	C	19.0 (485)	8.7 (220)	8.5 (216)	112.7 (51.1)
8D	586-5075	195	330	1260	-	-	12	C	19.0 (484)	10.9 (276)	9.3 (235)	135 (61.2)

## South Africa Region Selection Guide

BCI Group Size	Heavy Duty Battery PN	HD Battery AH / CCA / Min	General Duty Battery PN.	GD Battery AH / CCA / Min
8D	153-5720	210 / 1500 / 465	586-5075	195 / 1260 / 330
4D	153-5710	200 / 1400 / 425	586-5074	180 / 1080 / 320
4D	153-5700	145 / 1125 / 305	586-5073	145 / 920 / 250
31/30H	9X-3404	95 / 950 / 165	586-5072	102 / 710 / 180
31/30H	3T-5760	95 / 750 / 165	586-5072	102 / 710 / 180

# Cat Batteries

## BCI Terminal Locations



Transit Bus Terminal for 8D Part # 250-0473  
One piece end terminal.  
Right end of Battery.  
1/2" - 13 Steel Positive Stud  
3/8" - 16 Steel Negative Stud  
Terminal not serviceable

Type B

## Cat Heavy Duty Batteries — Built Tough to Exceed Demanding Performance Test Requirements:

- 100 hour Vibration Testing – Five Times the Industry Standard**  
 Battery must be able to withstand vibration forces without suffering mechanical damage, loss of capacity, loss of electrolyte or without developing internal/external leaks  
 Battery must pass a high rate discharge test after the vibration testing
- Five 72-hour Deep Discharge/Recharge Test Cycles**  
 Battery must recover to 25 charging amps within 20 minutes and meet Industry Electrical Performance Standards
- 30 Day Complete Discharge Test**  
 Battery must recover to 25 charging amps within 60 minutes and meet Industry Electrical Performance Standards after recharging
- SAE J2185 Life Cycle Test**  
 Battery subject to deeper discharge and charge cycles at extreme temperatures not normally encountered in starting a machine or vehicle
- Cold Soak Test**  
 Battery cold soaked at sub-freezing temperatures and then tested by starting an equally cold engine



## Battery Accessories

- Group 31 - Charging Posts for Stud Terminals - Part # 4C-5637
- Screw-in Charging Posts for Side Terminals - Part # 4C-5638
- Wing Nut - Part # 2B-9498 for Part #'s 175-4390/175-4370/8C-3628
- Wing Nut - Part # 3B-0723 for Part #'s 8C-3638 and 8C-3639
- Booster Cable 12' (3.66 m) - Part # 4C-4911
- Booster Cable 20' (6.00 m) - Part # 4C-4933
- Heavy Duty Commercial Fast Charger (110V) - Part # 4C-4921
- Heavy Duty Commercial Fast Charger (220V) - Part # 4C-4910

**Note: Ratings and Part Numbers are subject to change without notice.**



Recycle all scrap batteries.  
We accept lead-acid batteries for recycling.

# Worldwide Application Flexibility



## Marine Commercial Vessels

Maintenance-Free Accessible 4D, 8D and Group 31 Batteries. General Duty Line valve regulated (VRLA) Gel batteries. High Marine Cranking Amps (MCA) and Deep Cycling capabilities.



## Marine Pleasure Craft

Heavy Duty BCI Group 31, Dual Terminal Deep Cycle Batteries. General Duty BCI group 24M, 27M and 8V sizes.



## Automotive-Truck-Bus & RV

A wide selection of popular BCI group sizes. Maintenance-Free Accessible, Severe Service and Deep Cycle models. Application Specific Group 31 Truck Batteries.



## Electric Power Generation

Heavy Duty Maintenance-Free Accessible and Accessible batteries in BCI group 4D, 8D, & 31 sizes. High Cold Cranking Amp (CCA) Capability. General Duty valve regulated (VRLA) GM batteries for stationary power applications.



## Commercial & Recreational

A wide selection of premium batteries in most BCI group sizes for light commercial, recreational, agricultural and industrial applications.




## Construction & Mining

Heavy Duty Maintenance-Free Accessible batteries. BCI group 4D, 8D and 31 Sizes. Industry leading cold cranking amps (CCA) and maximum vibration resistance.



# Cat Batteries



## Robust Components = Long Life + Reliable Starts

- Heavy-duty forged terminal post bushings provide maximum strength and resistance to acid seepage that causes corrosion and black posts. Thicker internal terminal posts provide lower electrical resistance and higher cold cranking amp output.
- Rugged micro porous polyethylene envelope separators protect against “shorts” and vibration damage. Deep Cycle batteries utilize double insulated Glass mat separators for longer cycling life.
- Maintenance-Free Accessible batteries utilize calcium lead alloy on both positive and negative plates that reduces gassing and water consumption. Automotive batteries have Silver (Ag) Calcium Alloy Grids for resistance to high underhood temperatures.
- Heavy-duty, full frame battery grids with no sharp edges. An optimum acid/paste combination provides better charge acceptance after a deep discharge.
- Positive and Negative plates are anchored to the container bottom and the cell element is locked at the top for maximum vibration resistance. Straps are thicker, heavier and cast (not welded) into the plates.
- Manifold vented cover with built-in Flame Arrestor... a safety feature that directs corrosive gases away from the battery and hold-downs.
- Robust reinforced case provides extra strength in all temperature extremes. Brickwork design on sides reduces chance of punctures and case flexing. Embossed part number and descriptors for easy serviceability.

## CAT DEALERS DEFINE WORLD-CLASS PRODUCT SUPPORT.

We offer you the right parts and service solutions, when and where you need them.

The Cat Dealer network of highly trained experts keeps your entire fleet up and running to maximize your equipment investment.



PEHJ0073-07  
www.cat.com

© 2023 Caterpillar. All Rights Reserved. CAT, CATERPILLAR, LET'S DO THE WORK, their respective logos, "Caterpillar Corporate Yellow", the "Power Edge" and Cat "Modern Hex" trade dress as well as corporate and product identity used herein, are trademarks of Caterpillar and may not be used without permission.

