

844K

Wheel Dozer



Engine

Engine Model	Cat® C27 ACERT™	
Emissions	U.S. EPA Tier 4 Final or Tier 2 Equivalent	
Gross Power – ISO 14396	561 kW	752 hp
Net Power – SAE J1349	521 kW	699 hp

Blade

Blade Capacity Range	15.9-30.7 m ³	20.7-40.2 yd ³
----------------------	--------------------------	---------------------------

Weight

Operating Weight	74 883 kg	165,089 lb
------------------	-----------	------------

Lower your owning and operating costs with built-in durability.



Contents

Structures.....	4
Power Train.....	6
Hydraulics	8
Operator Station.....	10
Technology Solutions	12
Cat MineStar™ System.....	13
Safety	14
Serviceability.....	16
Customer Support.....	16
Sustainability	17
Cat Blades	18
Specifications.....	19
Standard Equipment.....	22
Optional Equipment.....	23
Mandatory Attachments.....	23



Cat Large Wheel Dozers are designed with durability built in, ensuring maximum availability through multiple life cycles. With optimized performance and simplified serviceability, our machines allow you to move more material efficiently and safely at a lower cost per ton.

Engineered for your demanding work in large dozing applications, the 844K Wheel Dozer is the largest in the Cat Wheel Dozer line and is an ideal match for large mining operations, power generating utilities, the general contracting industry and wherever mobility, versatility and compaction is needed.

Structures

Best built for the toughest conditions.



Frames

Your key to maximum uptime and productivity is our purpose built front and rear frames.

- Full box-section frames absorb torsional forces during dozing, maintaining alignment for hitch pins and drive line.
- Spread hitch design features double tapered roller bearings and hardened pins that resist both horizontal and vertical loads.
- Enhance strength in key pin areas through the use of one piece castings.



Robust Structures

Your bottom line is improved by highly durable structures that achieve multiple life cycles and withstand the toughest loading conditions.

- Full box-section rear frame resists torsional shock and twisting forces.
- Castings in the engine end frame are used in high stress areas to spread high loads.
- Cast axle pivot mounting areas better disperse stress loads for increased structural integrity.
- 90 percent of the machine structure is robotically welded to provide highly consistent welds and increased strength.



Push Beam and Push Arm Dozer Arrangement


To ensure long life and reliability, solid one piece push beams are through-width, not merely attached to the side of the frame. In corner dozing, stresses are transferred and absorbed through a larger portion of the frame.



Steering and Transmission Integrated Control System (STIC™)

Experience maximum responsiveness and control with STIC that combines directional selection, gear selection and steering into a single lever.

- Simple side-to-side motion turns machine right or left, minimizing operator movements.
- Easy to operate finger controlled gear selection.
- Smoother, faster cycles and less operator fatigue through the use of low effort integrated controls.



Cat Planetary Powershift Transmission

Building your success begins with a best-in-class transmission designed specifically for mining applications.

- Consistent, smooth shifting and efficiency through integrated electronic controls.
- Long life and reliability through heat treat gear and metallurgy.
- Three forward and three reverse speeds to match your application.

Cat C27 ACERT Engine

Durability and efficiency powering your 844K comes from the Cat C27 ACERT Engine. Optimum performance is built in through the use of a 12 cylinder, direct injection design.

- Optimized performance and quick engine response with an electronic control module.
- Reliable efficiency with complete control over injection timing, duration and pressure with Mechanically Actuated Electronic Unit Injection (MEUI™).
- Extended engine life and improved fuel efficiency with reduced rated speed.
- Designed to meet U.S. EPA Tier 4 Final or Tier 2 Equivalent emission standards.





Power Train

Move material more efficiently with improved power and control.

Impeller Clutch Torque Converter (ICTC) and Rimpull Control System (RCS)

Lower your cost per ton utilizing advanced ICTC and RCS for modulated rimpull.

- Reduce tire slippage and wear by modulating rimpull from 100 to 25 percent while depressing left pedal. After 25 percent rimpull is achieved the left pedal applies the brake.
- Reduce the potential for wheel slippage without reducing hydraulic efficiency with RCS.
- Improve fuel efficiency in certain applications with our lock-up clutch torque converter providing direct drive.

Hydraulics

Productivity enabling you to move more and make more.



Electro Hydraulic Controls

Operators increase productivity with our responsive implements feature.

- Operate comfortably through electronically controlled hydraulic cylinder stops.
- Handle easy-to-use soft detent controls.

Blade Response

Improve operator efficiency by matching the speed of the blade movement to your application.

- Three different speeds: Standard, Fine and Fast.
- Easily configured through the advisor display.
- Only affects blade raise and lower functions.

Steering System

Confident loader operation starts with precise machine control enabled by the 844K's load sensing hydraulic steering system.


- Increase efficiency with our variable displacement piston pumps.
- Achieve precise positioning for easy loading in tight areas with 35 degrees of steering articulation.
- Enhance operator comfort with integrated steering and transmission control functions.

Filtration System

Benefit from extended performance and reliability of your hydraulic system with our advanced filtration system.

- Lift/tilt case drain filters.
- Lift/tilt high pressure screens.
- Steering case drain filters.
- Steering high pressure screens.
- Hydraulic case drain filters.
- Front pump drive lube filter.
- Front and rear brake oil screens.





Your operators can work more efficiently and stay comfortable with our customer-inspired cab features.

Entry and Exit

Enter and exit the cab easily and safely with these newly designed, ergonomic features.

- Two side access points.
- Fold up STIC steer/arm rest.
- Reduced access stairway angles.

Cat Comfort Series III Seat

Enhance comfort and reduce operator fatigue with Cat Comfort Series III seat.

- High back design and extra thick, contoured cushions.
- Air suspension system.
- Easy-to-reach seat levers and controls for six way adjustments.
- Seat-mounted implement pod and STIC steer that moves with the seat.
- 76 mm (3 in) wide retractable seat belt.

Trainer Seat

Safely train other operators in comfort with our standard training seat.

- 76 mm (3 in) wide, retractable seat belt.
- Fold-down design with molded drink tray and storage.

Operator Station

Best-in-class operator comfort and ergonomics.



Environment

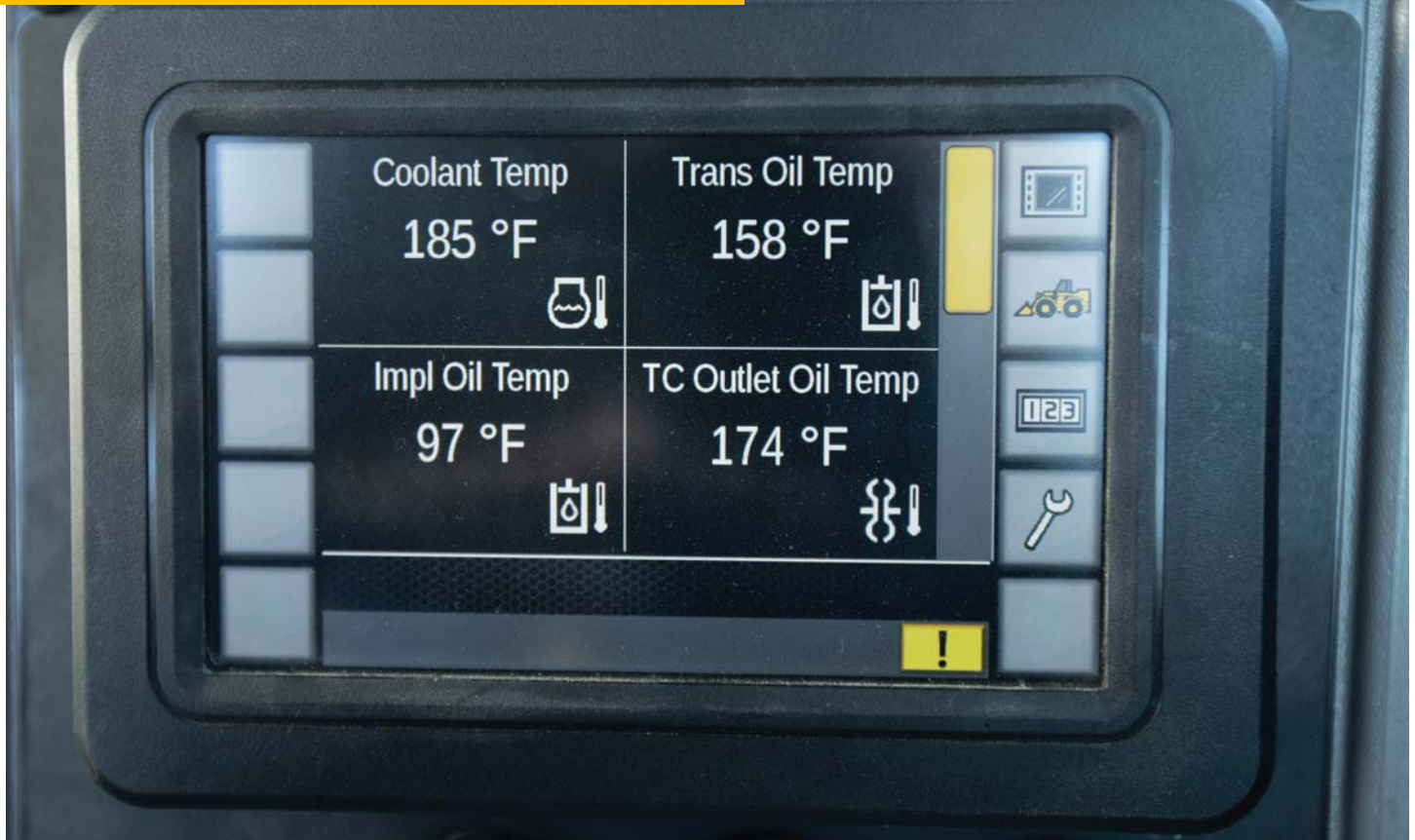
Your operator's productivity is enhanced with our clean, comfortable cab environment.

- Experience reduced vibrations from viscous cab mounts and seat air suspension.
- Maintain desired cab temperature with automatic temperature controls.
- Pressurized cab with filtered air.
- Sound level reduced to a quiet 69 dB(A).
- Convenient floor storage tray/lunch box.



Technology Solutions

Greater productivity through
Integrated Electronic Systems.



The 844K electronic systems have been completely integrated to function as one machine. This integration creates a smart machine and more informed operator, maximizing the productivity of both.

VIMS™ 3G

We have worked hard to help our customers and operators perform at their best through our Vital Information Management System (VIMS 3G).

- Easy-to-view Advisor Display features a large screen.
- Intuitive operation and easy navigation with our enhanced user interface.
- Decrease service time by keeping operators informed about machine system malfunction or operation.

Operator Profile

Operator comfort begins with personalized machine feature settings. Through our Advisor Display, an operator can instantly recall personalized profiles.

- Store up to 10 separate operator profiles through Advisor.
- Decrease setup time between operators by recalling personalized screen layouts.

Cat MineStar System

Work more productively.

Cat MineStar System is the industry's broadest suite of integrated mine operations and mobile equipment management technologies, configurable to suite your operation's needs. Its capability sets – Fleet, Terrain, Detect, Health and Command – contain a range of technologies that let you manage everything from fleet assignment and condition monitoring to remote and autonomous control. The 844K can take advantage of many of these advanced technologies, some of which are standard out of the factory.

Fleet

Fleet provides comprehensive, real-time machine tracking, assignment and productivity management, giving you a comprehensive overview of all operations from anywhere in the world.

Terrain for Loading


Terrain with your 844K enables high-precision management of loading operations through the use of guidance technology. It increases 844K's productivity and provides you real-time feedback for improved efficiency.

Detect

Detect helps increase operator awareness, enhancing safety at your operation. It includes a range of capabilities designed to assist the operator with areas of limited visibility around fixed and mobile equipment.

Health

Health delivers critical event-based machine condition and operating data for your entire fleet. It includes comprehensive equipment health and asset monitoring capabilities, with a wide range of diagnostic, analytic and reporting tools.



Safety

Making your safety our priority.



Powered Access System

The Cat powered access system allows easier access to the primary stairs by improving ingress and egress to and from the rear platform.

- Safe, ergonomic access system.
- All operators have adequate space when using the wide stairway.
- Operators maintain three-point contact when using full handrails on each side.
- Raise lower platform from cab level or ground.
- Occupants can quickly exit with a conveniently located emergency release valve if the loader becomes inoperable.

We are constantly improving our products in an effort to provide a safe work environment for the operator and those who work on your job site.

Machine Access



- Wider stairs with reduced stair angles increase safety for operators getting on and off the 844K.
- Walkways with non-skid surfaces and integrated lock out/tag out points are designed into the service areas.
- Windshield cleaning platforms provide safe and convenient access for the operator.
- Maintain three points of contact at all times through ground level or platform accessible service areas.
- Emergency egress access.

Visibility

- Optional pull-down window shade and optional heated mirrors ensure extended visibility for safe operation.
- Cat Detect with Object Detection System (rearview camera and radar) or Vision (rearview camera) option increases operator awareness around the machine.
- Standard HID lights provide excellent workspace visibility.
- Cab mounted LED warning beacons.

Operator Environment

- Low vibrations to the operator with viscous cab mounts and seat air suspension.
- Low interior sound levels.
- Operator training seat facilitates safe new operator training.
- Standard 76 mm (3 in) seat belts on the operator seat and operator training seat.



Serviceability

Enabling high uptime by reducing your service time.



We can help you succeed by ensuring your 844K has design features to reduce your downtime.

- Longer service intervals on fluids and filters.
- Safe and convenient service with ground level or platform access and grouped service points.
- Swing-out doors on both sides of the engine compartment provide easy access to important daily service checks.
- Ecology drains for ease of service and prevention of spilling potential environmental contaminants.
- Centralized remote pressure taps.
- Reduce downtime with VIMS system notifications so your operators and technicians can resolve any problems before failure.

Customer Support

Your Cat dealers know how to keep your mining machines productive.

Legendary Cat Dealer Support

A valued partner, your Cat dealer is available whenever you need them.

- Preventive maintenance programs and guaranteed maintenance contracts.
- Best-in-class parts availability.
- Improve your efficiency with operator training.
- Genuine Cat Remanufactured parts.





Sustainability

Making sustainable progress possible.

Sustainable Benefits

Sustainability is designed and built into our 844K's features.

- Engine Idle Shutdown can help you save fuel by avoiding unnecessary idling.
- Reduce waste to the environment with our maintenance free batteries.
- The 844K is built for multiple lives. To assist with maximizing machine life, Caterpillar provides a number of sustainable options such as our Reman and Certified Rebuild programs. In these programs, reused or remanufactured components can deliver cost savings of 40 to 70 percent, which lowers operating cost.
- Caterpillar offers retrofit packages to bring new features to older machines, maximizing your resource. And, when you go through the Cat Certified Rebuild program, these retrofit kits are part of the rebuild process.

Cat Blades

Dependable dozing with blades designed for your application.



Dependable Blades

Maximize your productivity with the right blade for your dozer application.

- High strength, pressed rib construction.
- Large Cat Track-Type Tractor bolt on cutting edges and bottom wear plates.
- Optimized widths and capacities for excellent dozing and rolling characteristics.

Coal Blade

- Increase your productivity with a Cat coal blade designed to retain load control and a large capacity for lighter materials.

Semi-U Blade

Featuring the characteristics of the S and U blades into one package for increased capacity while retaining excellent spreading characteristics of a straight blade.

Heavy-Duty Semi-U

For unmatched durability in high wear applications the Semi-U blade feature:

- Hardox 400 Liner plate and side plates
- Additional reinforcements on the bottom of the blade

844K Wheel Loader Specifications

Engine

Engine Model	Cat C27 ACERT	
Emissions	U.S. EPA Tier 4 Final or Tier 2 Equivalent	
Rated Speed	1,800 rpm	
Gross Power – ISO 14396	561 kW	752 hp
Gross Power – SAE J1995	571 kW	766 hp
Net Power – SAE J1349 (Standard Ambient)	521 kW	699 hp
Net Power – SAE J1349 (High Ambient)	483 kW	648 hp
Bore	137.2 mm	5.4 in
Stroke	152.4 mm	6.0 in
Displacement	27.03 L	1,649.5 in ³
Peak Torque @ (speed)	3557 N·m	2,624 lbf-ft
Torque Rise	18%	

Weight

Operating Weight	74 883 kg	165,089 lb
------------------	-----------	------------

Blade

Blade Capacity Range	15.9-30.7 m ³	20.7-40.2 yd ³
----------------------	--------------------------	---------------------------

Transmission

Transmission Type	Cat Planetary Power Shift	
Converter Drive Forward 1	7.3 km/h	4.5 mph
Converter Drive Forward 2	13.3 km/h	8.3 mph
Converter Drive Forward 3	22.9 km/h	14.2 mph
Converter Drive Reverse 1	7.9 km/h	4.9 mph
Converter Drive Reverse 2	14.7 km/h	9.1 mph
Converter Drive Reverse 3	24.9 km/h	15.5 mph
Direct Drive Forward 1	Lock-up disabled	
Direct Drive Forward 2	13.7 km/h	8.5 mph
Direct Drive Forward 3	24.5 km/h	15.2 mph
Direct Drive Reverse 1	8.7 km/h	5.4 mph
Direct Drive Reverse 2	15.4 km/h	9.6 mph
Direct Drive Reverse 3	26.4 km/h	16.4 mph

• Travel speeds based on 45/65-45 L-5 46 ply tires.

Hydraulic System – Lift/Tilt

Output at 2,000 rpm and 6900 kPa (1,000 psi)	311 L/min	82 gal/min
Cylinder, Double-acting: Lift, Bore and Stroke	133 mm × 1535 mm	5.25 in × 60.4 in
Cylinder, Double-acting: Tilt and Tip, Bore and Stroke	210 mm × 188 mm	8.25 in × 7.4 in
Relief Valve Setting – Bulldozer (Large Pump)	18 650 kPa	2,700 psi
Relief Valve Setting – Tilt Cylinders (Small Pump)	20 150 kPa	2,920 psi

Service Refill Capacities

Fuel Tank – Standard	1085 L	286.6 gal
Cooling System	208 L	54.9 gal
Crankcase	76 L	20 gal
Transmission	110 L	29.1 gal
Differentials and Final Drives – Front	271 L	71.6 gal
Differentials and Final Drives – Rear	261 L	68.9 gal
Hydraulic System – Implement and Hydraulic Fan	261 L	68.9 gal
Hydraulic System – Steering and Braking	132 L	34.9 gal

• All nonroad U.S. EPA Tier 4, European Union (EU) Stage IIIB and IV, and Japan (MLIT) Step 4 diesel engines are required to use only Ultra Low Sulfur Diesel (ULSD) fuels containing 15 ppm (mg/kg) sulfur or less. Biodiesel blends up to B20 (20% blend by volume) are acceptable when blended with 15 ppm (mg/kg) sulfur or less ULSD. B20 should meet ASTM D7467 specification (biodiesel blend stock should meet Cat biodiesel spec, ASTM D6751 or EN 14214. Cat DEO-ULS™ or oils that meet the Cat ECF-3, API CJ-4, and ACEA E9 specification are required. For further fluid specifications and guidelines, visit: <http://lparts.cat.com/cda/files/3244668/7/SEBU6250-19.pdf>.

Axles

Front	Fixed
Rear	Trunnion
Oscillation Angle	8.5 degrees

844K Wheel Loader Specifications

Brakes

Brakes Meets ISO 3540:2011

Sound Performance

	Standard	Suppression
Operator Sound Level (ISO 6396:2008)	69 dB(A)	69 dB(A)
Machine Sound Level (ISO 6395:2008)	115 dB(A)	113 dB(A)

- The operator sound pressure level is 69 dB(A), measured according to the test procedures and conditions specified in ISO 6396:2008 for the standard machine configuration. The measurement was conducted at 70 percent of the maximum engine cooling fan speed.
- Hearing protection may be needed when the machine is operated with a cab that is not properly maintained or when the doors or windows are open for extended periods or in a noisy environment.
- The machine sound power level is 115 dB(A), measured according to the test procedures and conditions specified in ISO 6395:2008 for the standard machine configuration. The measurement was conducted at 70 percent of the maximum engine cooling fan speed.
- The machine sound power level is 113 dB(A), measured according to the test procedures and conditions specified in ISO 6395:2008 for the sound suppressed machine configuration. The measurement was conducted at 70 percent of the maximum engine cooling fan speed.

Cab

Air Conditioning Standard air conditioning system contains environmentally friendly R134a refrigerant

Cab – ROPS/FOPS SAE J11040 APR88, ISO 3471:2008, ISO 3471:1994

Cat cab with separate Rollover Protective Structure/Falling Object Protective Structure (ROPS/FOPS) is standard in North America, Europe and Japan.

- ROPS meets SAE J11040 APR88, ISO 3471:2008 and ISO 3471:1994 criteria.
- FOPS meets SAE J231 JAN81 and ISO 3449:1992 Level II criteria.

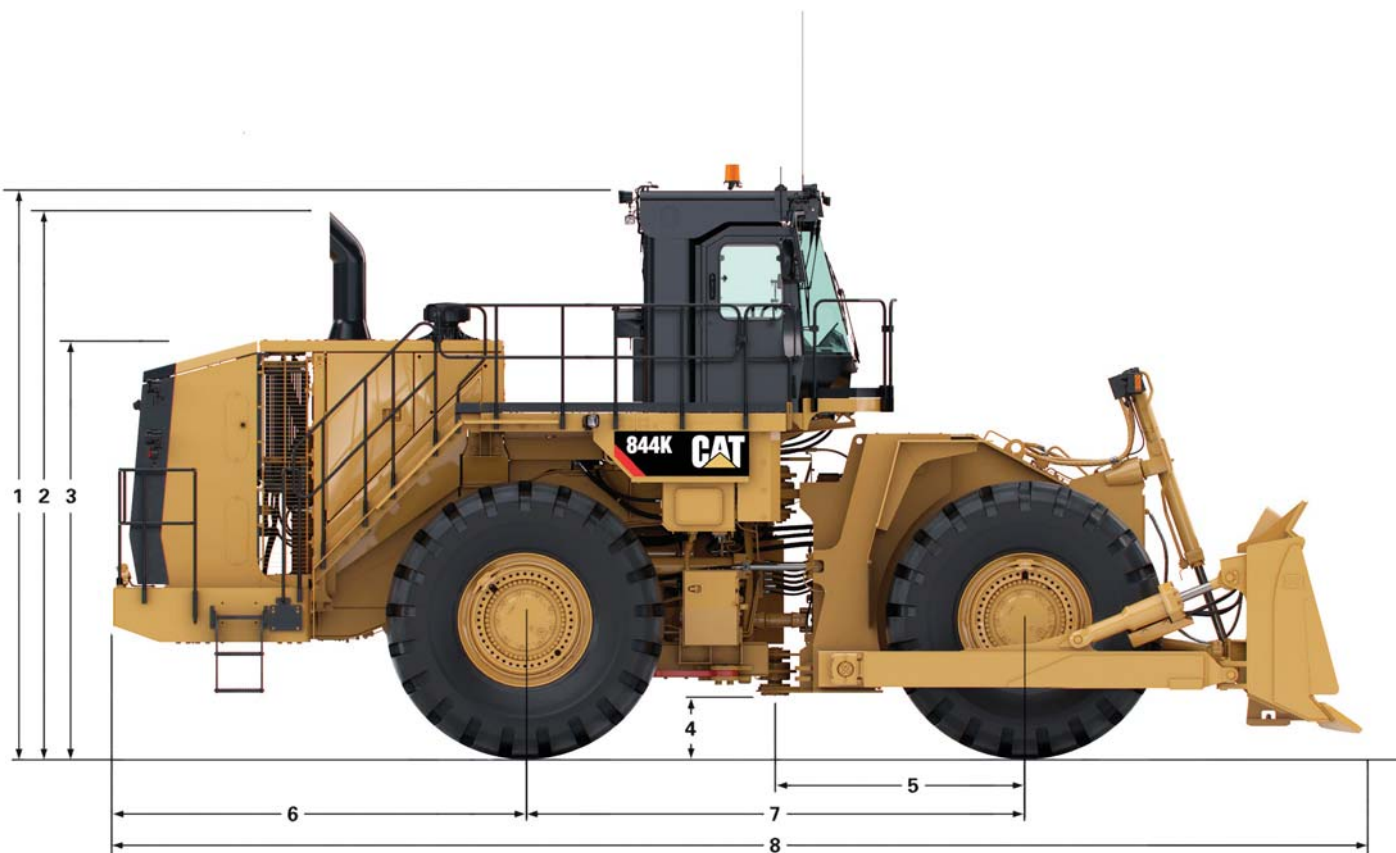
Hydraulic System – Steering

Steering System – Circuit	Pilot, load sensing	
Steering System – Pump	Piston, variable displacement	
Minimum Turning Radius (over blade)	10 369 mm	34.0 ft
Total Steering Angle	35 degrees	
Maximum Flow	357 L/min	94.3 gal/min
Relief Valve Setting	31 000 kPa	4,500 psi

844K Wheel Loader Specifications

Dimensions

All dimensions are approximate.



1	Height to Top of ROPS	5240 mm	17.2 ft
2	Height to Top of Exhaust Pipe	5049 mm	16.6 ft
3	Height to Top of Hood	3862 mm	12.7 ft
4	Ground Clearance	596 mm	2.0 ft
5	Center Line of Front Axle to Hitch	2300 mm	7.5 ft
6	Center Line of Rear Axle to Edge of Bumper	3795 mm	12.5 ft
7	Wheelbase	4600 mm	15.1 ft
8	Length with Blade on Ground	11 120 mm	36.5 ft

Blade Specifications

Blade Type	Capacity	Overall Width	Height	Digging Depth	Ground Clearance	Maximum Tilt	Weight	Total Operating Weight
Semi-U	15.9 m ³	5418 mm	2024 mm	465 mm	1459 mm	829 mm	7273 kg	74 883 kg
	20.7 yd ³	213.3 in	79.7 in	18.3 in	57.4 in	32.6 in	16,034 lb	165,089 lb
Heavy-duty Semi-U	15.9 m ³	5419 mm	2223 mm	477 mm	1372 mm	940 mm	7763 kg	75 366 kg
	20.7 yd ³	213.3 in	87.5 in	18.8 in	54 in	37 in	17,100 lb	165,805 lb
Coal	30.7 m ³	5846 mm	2024 mm	465 mm	1372 mm	940 mm	6273 kg	73 883 kg
	40.2 yd ³	230.2 in	79.7 in	18.3 in	54 in	37 in	13,830 lb	162,542 lb

Standard Equipment

Standard equipment may vary. Consult your Cat dealer for details.

OPERATOR ENVIRONMENT

- Air conditioner and heater with automatic temperature control
- Cab, sound-suppressed pressurized, protective structure (ROPS/FOPS), radio ready for (entertainment) includes antenna, speakers and converter (12V, 10-15 amp)
- 12V power port for mobile phone or laptop connection
- Camera, rear vision
- Cigar lighter and ashtray
- Coat hook
- Electro-hydraulic blade controls (seat mounted)
- Flip-up armrest
- Heater and defroster
- Horn, electric
- Implement hydraulic lockout
- Instrumentation, gauges:
 - Engine coolant temperature
 - Fuel level
 - Ground speed
 - Gear
 - Hydraulic oil temperature
 - Speedometer/tachometer
 - Torque converter temperature
- Instrumentation, warning indicators:
 - Action alert system, three category
 - Automatic transmission model enable status
 - Brake malfunction
 - Bucket float status
 - Delayed engine shutdown status
 - Engine idle shutdown status
 - Engine malfunction
 - Fuel economy mode enable status
 - Hydraulic lockout
 - Lockup clutch enable status
 - Low fuel level
 - Parking brake status
 - Rimpull control enable status
 - Seatbelt warning
 - Secondary steering (if equipped)
 - Throttle lock status
 - Transmission gear

- Keypad, control with indicator lights:
 - Auto trans mode speed range
 - Auto/manual transmission mode
 - Lockup clutch
 - Reduced rimpull
 - Throttle lock
- Light, dome (cab)
- Lunchbox and beverage holders
- Mirrors, rearview (externally mounted)
- Seat, Cat comfort (cloth) air suspension
- Seat belt, retractable, 76 mm (3 in) wide
- STIC control system with steering lock
- Tinted glass
- Trainer seat with lap belt
- Vital Information Management System (VIMS) 3G with graphical information display: external data port, customizable operator profiles
- Wet-arm wipers/washers (front, rear and corner) intermittent front wiper

POWER TRAIN

- Brakes, full hydraulic, enclosed, oil-disc
- Axle-shaft oil-disc service brake
- Electro hydraulic parking brake
- Case drain filters
- Cat clean emission module (Tier 4 only)
- Demand fan
- Engine Cat C27 ACERT
- Fuel priming pump (electric)
- Ground level engine shutoff, bumper
- Mufflers (under hood) (Tier 2 only)
- Precleaner, engine air intake
- Radiator, Aluminum Modular (AMR)
- Separated cooling system
- Starting aid, (ether) manual override
- Throttle Lock
- Torque Converter, Impeller Clutch with lock-up clutch feature and rimpull control system
- Transmission, 534 mm (21 in) planetary power shift (electronic) (3F/3R)

ELECTRICAL

- Alarm, back-up
- Alternator, 150 amp
- Batteries, maintenance free (2 – 1,400 CCA)
- Converter, 10/15 amp, 24V to 12V
- Deutsch component connectors
- Electrical system, 24V
- Electronic transmission control
- Lighting system, halogen (front and rear) lighting, access stairway, engine compartment
- Starter, electric
- Starter lockout in bumper
- Starting receptacle for emergency start
- Transmission lockout in bumper

OTHER

- Axle temperature sensor
- Battery disconnect and jump start receptacle, bumper
- Coupling, Caterpillar O-ring face seals
- Economy mode with on demand throttle
- Emergency platform egress
- Engine, crankcase, 500 hour interval with CH4
- Engine idle management features:
 - Auto idle kickdown
 - Delayed engine shutdown
 - Engine idle shutdown
- Fenders, steel (front)
- Guards, crankcase and power train
- Grouped/labeled lube points
- Hitch, drawbar with pin
- Hoses, Cat XT
- Oil sampling valves
- Positive flow control hydraulic system
- Product Link™
- Sight Gauges: hydraulic tanks, steering/fan and implement/brake, and transmission
- Stairway, left and right rear access
- Steering, load sensing
- Steering, secondary
- Toe kicks
- Vandalism protection caplocks
- Venturi stack
- Premixed 50% concentration of extended life coolant with freeze protection to –34° C (–29° F)

Optional Equipment

With approximate changes in operating weights. Optional equipment may vary. Consult your Cat dealer for specifics.

POWER TRAIN

- -50° C (-58° F) antifreeze
- Engine oil change system, high speed, Wiggins
- Engine block heater 120V or 240V
- High ambient cooling – software

BLADES

- Semi-U – 17.8 m³ (23.3 yd³)
- HD Semi-U – 16.1 m³ (21.1 yd³)
- Coal – 30.7 m³ (40.2 yd³)

OPERATOR ENVIRONMENT

- Cab precleaner
- AM/FM/CD/MP3 radio
- Satellite Sirius radio with Bluetooth
- LED warning strobe
- CB radio ready
- Window sun shade

MISCELLANEOUS ATTACHMENTS

- Front and rear roading fenders
- Fast fill fuel system (Shaw-Aero)
- Axle oscillation stop
- Paint, black blade rear

844K Mandatory Attachments

Mandatory Attachments

Select one from each group. Mandatory and optional equipment may vary. Consult your Cat dealer for specifics.

LUBRICATION

- Autolube
- Manual grease pins

ELECTRICAL

- No Product Link
- Product Link (Satellite)
- Product Link (Cellular)

POWER TRAIN

- Standard fuel lines
- Heated fuel lines

- Standard axle
- No spin rear axle
- Axle oil cooler and no spin rear axle

- No engine brake
- Engine brake

LIGHTING

- Standard lighting
- HID lighting
- LED lighting

OPERATOR ENVIRONMENT

- No suppression arrangement
- Sound suppression

- Standard seat
- Heated seat

- Standard seat belt
- Seat belt minder

- Standard cab glass
- Rubber mounted cab glass

- Standard cab air cleaner
- RESPA cab air cleaner

- Standard mirror
- Heated mirror

- Vision Display
- Cat Detect (Object Detection)

HYDRAULICS

- Standard hydraulic oil
- Cold weather hydraulic oil

FUEL SYSTEM

- Conventional fuel arrangement
- Cold weather starting

For more complete information on Cat products, dealer services, and industry solutions, visit us on the web at www.cat.com

AEHQ7247 (05-2014)

© 2014 Caterpillar
All rights reserved

Materials and specifications are subject to change without notice. Featured machines in photos may include additional equipment. See your Cat dealer for available options.

CAT, CATERPILLAR, SAFETY.CAT.COM, their respective logos, "Caterpillar Yellow" and the "Power Edge" trade dress, as well as corporate and product identity used herein, are trademarks of Caterpillar and may not be used without permission.

