

# 326

## HYDRAULIC EXCAVATOR



---

**Engine Power**

**ISO 14396:2002**

**ISO 14396:2002 (DIN)**

151 kW (202 hp)

205 hp (metric)

**Operating Weight**

25 600 kg (56,400 lb)

Cat® C7.1 engine meets U.S. EPA Tier 4 Final, EU Stage V, Japan 2014, and Korea Tier 4 Final emission standards with an aftertreatment system that requires no operator input or downtime.



## "ALL-IN-ONE" HIGH PERFORMANCE/LOWER COST EXCAVATING

Cat® 326 Hydraulic Excavators offer:

- + NEW TECHNOLOGIES THAT BOOST OPERATOR EFFICIENCY
- + LONGER MAINTENANCE INTERVALS
- + REDUCED FUEL CONSUMPTION

Ready to help make your business more profitable, Caterpillar gives you a low cost-per-unit of production excavator that's perfect for medium- to heavy-duty applications.



# THE NEW CAT® 326

MOVING THE STANDARD HIGHER

The Cat 326 raises the bar for performance and technology that boost operator efficiency and comfort. The 326 will set the pace for productivity and profit in your operation.



---

DECREASE FUEL  
CONSUMPTION  
**UP TO 10%<sup>1</sup>**

Three power modes and automatic engine speed control minimize fuel use and increase engine efficiency.

---

INCREASE JOBSITE  
EFFICIENCY  
**UP TO 45%**

You produce more with optional 2D and 3D Grade upgrades and standard Cat Technologies.

---

LOWER MAINTENANCE  
COSTS  
**UP TO 20%<sup>1</sup>**

Longer maintenance intervals and fewer maintenance items pair to increase uptime and reduce costs.

<sup>1</sup> Compared to 326F/326D2.



# BOOST YOUR PRODUCTIVITY BY UP TO 45%

WITH SIMPLE-TO-USE INTEGRATED CAT TECHNOLOGY

## STANDARD TECHNOLOGIES INCLUDE:



### CAT GRADE WITH 2D

Cat Grade with 2D helps operators reach grade faster. Onboard processors and sensors provide real-time guidance on distance to grade without guesswork. Work safer with fewer ground personnel needed to check the work area for obstacles or grade.



### BUCKET ASSIST

Set and forget your desired bucket angle while Bucket Assist maintains your prescribed angle in sloping, leveling, trenching, and fine grading.



### CAT GRADE ASSIST

Stay on grade simply and effortlessly with single-lever digging.



### BOOM ASSIST

Keeps your tracks on the ground in lifting and hard digging.



### CAT PAYLOAD

With bucket or grapple, the onboard weighing system increases loading efficiency with on-the-go weighing. Combine with VisionLink® to manage your production targets remotely (available for download to USB).



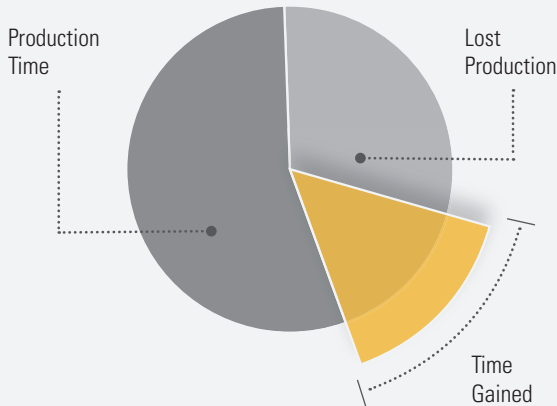
### SWING ASSIST

Use less operator effort when excavator swing tops at operator-defined setpoints when loading and trenching.



WHAT IF YOU COULD HAVE

**MORE TIME?**



Jobsite inefficiencies, such as waiting or redoing a job twice, reduce the production output. Using integrated technologies can boost time and productivity up to 45%.

## CAT TECHNOLOGY

GETS JOBS DONE FASTER  
WITH LESS OPERATOR EFFORT

### OPTIONAL UPGRADES:

**Advanced 2D Cat Grade\*** to add in-field design capability and an additional 254 mm (10-inch) touchscreen monitor to boost productivity.

**Advanced 3D Cat Grade\*** adds real-time, pinpoint positioning using GPS and GLONASS.

**SMART BOOM™\*\*** Lets operators focus on bucket work while the boom travels without pump flow. Lets the boom travel freely without pump flow, so operators can focus on bucket work.

All Cat Grade systems are compatible with radios and base stations from Trimble, Topcon, and Leica. Already invested in a grade infrastructure? You can install grade systems from Trimble, Topcon, and Leica onto the machine.

\* Both 2D and 3D Cat Grade upgrades must be installed at the factory or after purchase.

\*\* Not available in all regions. Consult your local dealer for availability.

# CAT EQUIPMENT MANAGEMENT TECHNOLOGY

## TAKES THE GUESSWORK OUT OF MANAGING YOUR EQUIPMENT

Cat Equipment Management telematics technology helps take the complexity out of managing your jobsites – by gathering data generated by your equipment, materials, and people and serving it up to you in customizable formats.



### **PRODUCT LINK™**

Product Link™ collects data automatically and accurately from your assets – any type and any brand. Information such as location, hours, fuel usage, productivity, idle time, maintenance alerts, diagnostic codes, and machine health can be viewed online through web and mobile applications.



### **VISIONLINK**

Access information anytime, anywhere with VisionLink – and use it to make informed decisions that boost productivity, lower costs, simplify maintenance, and improve safety and security on your jobsite. With different subscription level options, your Cat dealer can help you configure exactly what you need to connect your fleet and manage your business without paying for extras you don't want. Subscriptions are available with cellular or satellite reporting (or both).



**Remote Services** is a suite of technologies that improve your jobsite efficiency.

**Remote Troubleshoot** allows your Cat dealer to perform diagnostic testing on your connected machine remotely, pinpointing potential issues while the machine is in operation. Remote Troubleshoot ensures the technician arrives with the correct parts and tools the first time, eliminating additional trips to save you time and money.

**Remote Flash** updates onboard software without a technician being present, potentially reducing update time by as much as 50%. You can initiate the update when convenient, increasing your overall operating efficiency.

The **Cat App** helps you manage your assets – at any time – right from your smartphone. You can see your fleet location, hours, and other information you need to see. You will get critical alerts for required maintenance, and you can even request service from your local Cat dealer.




# SAVE TIME AND EFFORT ON THE JOBSITE

WITH MORE FUEL SAVINGS  
AND EASIER MAINTENANCE

The Cat 326 offers up to 10% lower fuel consumption from Cat Integrated Technologies and:

- + Longer fuel, hydraulic oil, and air filter life
- + No pilot or case drain filters to replace
- + 100% ground level maintenance and engine oil level check



# SAVE UP TO 20% ON MAINTENANCE COSTS

WHAT WOULD YOU DO WITH MORE?

## KEY MAINTENANCE COST REDUCTIONS INCLUDE:

- + Ground level maintenance and S•O•S<sup>SM</sup> ports
- + Filter life and maintenance intervals tracked via in-cab monitor
- + High-efficiency cooling fans only run when needed
- + Improved performance of hydraulic oil filter helps it last 50% longer than previous designs



## STAY SAFE EVERY DAY

### FACT:

#1 cause of construction accidents: **FALLS\***

**49%** OF FALLS RESULT  
IN SERIOUS INJURY

**30%** OF FALLS RESULT  
IN DEATH

### 326

**100%** GROUND-LEVEL  
MAINTENANCE  
HELPS PREVENT FALLS

### FALLS



\*<https://www.ncbi.nlm.nih.gov/pmc/articles/PMC4962179/>





NEW CAB DESIGN

# MAKES THE HARD WORK EASIER



Your job takes you to rugged and challenging places. That's why we designed the 326 cab to help protect the operator from fatigue, stress, sound, and extreme temperatures.

---

## CHOOSE YOUR CAB AND YOUR COMFORT FEATURES

All cabs feature automatic climate control. Comfort cab offers mechanical suspension seat. Deluxe seat is heated and air adjustable. Premium seat is heated and cooled and adjusts automatically.

---

## IT'S ALL WITHIN REACH

All excavator controls are located right in front of you: tip-up console on Deluxe and Premium cabs, Bluetooth® integrated radio, USB ports for charging and connectivity, cup and bottle holders, and storage in overhead, rear, and console compartments.

---

## MAKING IT CLEAR AND SAFE

The ISO-certified ROPS cab is sound-suppressed and sealed. The large windows and lower front, right, and rear profile of the machine give outstanding visibility to the work area without the strain of constantly leaning forward. A standard rearview camera keeps operators aware of their surroundings at all times. Upgrade to 360-degree visibility feature is also available.



## TOUCHSCREEN MONITOR

Most machine settings can be controlled through the high-resolution 203 mm (8-inch) or optional 254 mm (10-inch) touchscreen monitor. A second 254 mm (10-inch) touchscreen monitor is available for the advanced grade control.



## MACHINE SETTINGS

Access the operator manual at your fingertips, as well as the power mode selector to keep productivity while using less fuel.



## CUSTOMIZABLE JOYSTICKS

Program your joystick preferences (pattern and response) – the excavator will remember your settings each time you go to work. Make moving the excavator much easier with Cat Stick Steer. Simply push a button and use one hand to travel and turn instead of both hands or feet on levers or pedals.



## KEYLESS PUSH-BUTTON START

The 326 uses a keyless push-button engine start. This adds security for the machine by using operator ID codes to limit and track machine access. Codes can be entered manually or by an optional Bluetooth key fob.

# PROTECTION IN ALL DIRECTIONS



E-WALL SWING



E-WALL FORWARD



E-WALL CAB PROTECTION



E-WALL CEILING



E-WALL FLOOR

## STANDARD 2D E-FENCE TECHNOLOGY

The standard 2D E-Fence feature automatically stops excavator motion using boundaries you set in the monitor for the entire working envelope – above, below, sides, and front. E-Fence features protect equipment and reduce fines related to zoning or underground utility damage. Automatic boundaries even help prevent operator fatigue by reducing overswinging and overdigging.

INCREASE YOUR PRODUCTIVITY AND PROFIT

# WITH CAT ATTACHMENTS

You can easily expand the performance of your machine by utilizing any of the variety of Cat attachments. Each Cat attachment is designed to fit the weight and horsepower of Cat excavators for improved performance, safety, and stability.

## BUCKETS



## GRAPPLES



## HYDRAULIC HAMMERS




## AUTO HAMMER STOP

Turn on through the monitor, and the hammer will automatically stop after 30 seconds of continuous firing, preventing both tool and excavator from overworking.

## ATTACHMENT TRACKING MADE EASY

The Cat PL161 Attachment Locator is a Bluetooth device that makes finding your attachments and other gear quick and easy. The excavator's onboard Bluetooth reader or the Cat app on your phone will locate the device automatically.




Save more time and energy with the available work tool recognition feature. A simple shake of the attached tool confirms its identity; it also ensures all the attachment settings are correct so you can get to work quickly and efficiently.

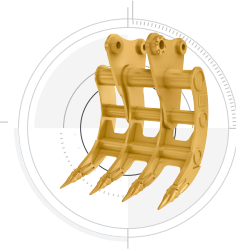
## MULTI-PROCESSORS



## QUICK COUPLERS



## RAKES



## RIPPERS



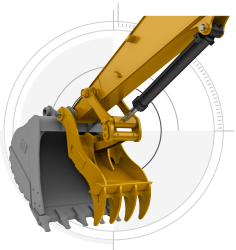
## SECONDARY PULVERIZERS



## SHEARS



## THUMBS



## VIBRATORY PLATE COMPACTORS



## TILTROTATOR



DESIGNED TO TAKE ON THE HARD WORK YOU DO EVERY DAY.

# A MACHINE YOU CAN DEPEND ON



LESS MAINTENANCE =

## LOWER COSTS



**Less  
Oil**



**Fewer  
Hoses**



**Fewer  
Couplings**

### DURABILITY FEATURES

- + Electro-hydraulic system requires less oil, fewer hoses, and fewer couplings for less maintenance and lower costs.
- + Larger swing drive and swing bearing support add swing torque for heavier work.
- + Reinforced front structure and base frame support more life, more counterweight, and more torque.
- + Oval-shaped hydraulic tank increases stress resistance.
- + Technology components are integrated into the machine for added protection.
- + Grease-lubricated tracks with a master pin deliver double the retention force.

# TECHNICAL SPECIFICATIONS

See cat.com for complete specifications.

ENGINE		
Engine Model	Cat C7.1	
Engine Power – ISO 14396:2002	151 kW	202 hp
Engine Power – ISO 14396:2002 (DIN)	205 hp (metric)	
Net Power – ISO 9249:2007	149.8 kW	201 hp
Net Power – ISO 9249:2007 (DIN)	204 hp (metric)	
Bore	105 mm	4 in
Stroke	135 mm	5 in
Displacement	7.01 L	428 in <sup>3</sup>
Net Power is tested per ISO 9249. Standards in effect at the time of manufacture.		
Meets U.S. EPA Tier 4 Final, EU Stage V, Japan 2014, and Korea Tier 4 Final emissions standards.		
Net power advertised is the power available at the flywheel when the engine is equipped with fan, air intake system, exhaust system and alternator.		
Rated speed at 2,200 rpm.		

HYDRAULIC SYSTEM		
Main System – Maximum Flow – Implement	481 L/min	127 gal/min
Maximum Pressure – Equipment – Normal	35 000 kPa	5,075 psi
Maximum Pressure – Equipment – Heavy Lift Mode/Auto Dig Boost	38 000 kPa	5,510 psi
Maximum Pressure – Travel	35 000 kPa	5,075 psi
Maximum Pressure – Swing	28 400 kPa	4,118 psi

SWING MECHANISM		
Swing Speed	9.9 rpm	
Maximum Swing Torque	106 kN-m	78,182 lbf-ft

MACHINE WEIGHTS		
Operating Weight	25 600 kg	56,400 lb
<ul style="list-style-type: none"> <li>Long undercarriage, Reach boom, R2.95 m (9'7") stick, 1.54 m<sup>3</sup> (2.01 yd<sup>3</sup>) HD bucket, 600 mm (24") triple grouser shoes and 4600 kg (10,140 lb) counterweight.</li> </ul>		
Operating Weight	29 700 kg	65,400 lb
<ul style="list-style-type: none"> <li>Long undercarriage, Super Long Reach boom, SLR 7.85A (25'9") stick, 0.57 m<sup>3</sup> (0.75 yd<sup>3</sup>) Ditch Cleaning bucket, 790 mm (31") triple grouser shoes and 7400 kg (16,310 lb) counterweight.</li> </ul>		

SERVICE REFILL CAPACITIES		
Fuel Tank	474 L	125.2 gal
Cooling System	25 L	6.6 gal
Engine Oil	25 L	6.6 gal
Swing Drive	11.5 L	3.0 gal
Final Drive (each)	4.5 L	1.2 gal
Hydraulic System (including tank)	310 L	81.9 gal
Hydraulic Tank	147 L	38.8 gal
DEF Tank	41 L	10.8 gal

DIMENSIONS		
Boom	Reach 5.9 m (19'4")	
Stick	Reach 2.95 m (9'7")	
Bucket	HD 1.54 m <sup>3</sup> (2.01 yd <sup>3</sup> )	
Shipping Height (top of cab)	3000 mm	9'10"
Handrail Height	3000 mm	9'10"
Shipping Length	10 060 mm	33'0"
Tail Swing Radius	3000 mm	9'10"
Track Length to Center of Rollers	3830 mm	12'7"
Ground Clearance	440 mm	1'5"
Track Gauge	2590 mm	8'6"
Track Gauge – Narrow Undercarriage	2390 mm	7'10"
Transport Width – 600 mm (24") Shoes	3190 mm	10'6"
Transport Width – 600 mm (24") Shoes – Narrow Undercarriage	2990 mm	9'10"
Transport Width – 790 mm (31") Shoes	3380 mm	11'1"
Transport Width – 790 mm (31") Shoes – Narrow Undercarriage	3180 mm	10'5"
Counterweight Clearance	1060 mm	3'6"

WORKING RANGES AND FORCES		
Boom	Reach 5.9 m (19'4")	
Stick	Reach 2.95 m (9'7")	
Bucket	HD 1.54 m <sup>3</sup> (2.01 yd <sup>3</sup> )	
Maximum Digging Depth	6820 mm	22'5"
Maximum Reach at Ground Level	10 120 mm	33'2"
Maximum Cutting Height	9680 mm	31'9"
Maximum Loading Height	6610 mm	21'8"
Minimum Loading Height	2390 mm	7'10"
Maximum Depth Cut for 2440 mm (8'0") Level Bottom	6650 mm	21'10"
Maximum Vertical Wall Digging Depth	5340 mm	17'6"
Bucket Digging Force (ISO)	166 kN	37,320 lbf
Bucket Digging Force (ISO) – Auto Dig Boost	180 kN	40,520 lbf
Stick Digging Force (ISO)	121 kN	27,200 lbf
Stick Digging Force (ISO) – Auto Dig Boost	131 kN	29,530 lbf

AIR CONDITIONING SYSTEM		
<ul style="list-style-type: none"> <li>The air conditioning system on this machine contains the fluorinated greenhouse gas refrigerant R134a (Global Warming Potential = 1430). The system contains 0.9 kg of refrigerant, which has a CO<sub>2</sub> equivalent of 1.287 metric tonnes.</li> </ul>		

# STANDARD & OPTIONAL EQUIPMENT

Standard and optional equipment may vary. Consult your Cat dealer for details.

BOOMS AND STICKS	STANDARD	OPTIONAL
5.9 m (19'4") Reach boom		•
5.9 m (19'4") HD Reach boom		•
2.8 m + 3.3 m (9'2" + 10'10") Variable Angle boom		•
10.2 m (33'6") Super Long Reach boom		•
3.6 m (11'10") Reach stick		•
2.95 m (9'8") Reach stick		•
2.95 m (9'8") HD Reach stick		•
2.5 m (8'2") Reach stick		•
7.85 m (25'9") Super Long Reach stick		•
CAB	STANDARD	OPTIONAL
ROPS, Comfort cab with mechanical seat suspension		•
ROPS, standard sound suppression, air-adjustable seat with heat (Deluxe only)		•
ROPS, advanced sound suppression, auto-adjustable seat with heat and air ventilation (Premium only)		•
High-resolution 203 mm (8 in) LCD touchscreen monitor	•	
High-resolution 254 mm (10 in) LCD touchscreen monitor		•
Cat Stick Steer		•
CAT TECHNOLOGIES	STANDARD	OPTIONAL
Cat Product Link™	•	
Cat Grade connectivity		•
Compatibility with radios and base stations from Trimble, Topcon, and Leica	•	
Capability to install 3D grade systems from Trimble, Topcon, and Leica	•	
Cat Grade with 2D*	•	
Cat Grade with Advanced 2D		•
Cat Grade with 3D		•
Cat Assist*	•	
Cat Payload	•	
2D E-Fence*	•	
Remote Flash and Troubleshoot	•	
ELECTRICAL SYSTEM	STANDARD	OPTIONAL
Maintenance free batteries	•	
Programmable time-delay LED working lights	•	
LED chassis light, left-hand/right-hand boom lights, cab lights	•	
360° lighting		•
ENGINE	STANDARD	OPTIONAL
Three selectable power modes	•	
One-touch low idle with automatic engine speed control	•	
Auto engine idle shutdown	•	
52°C (125°F) high-ambient cooling capacity with derate	•	
-18°C (0°F) cold start capability	•	
-32°C (-25°F) cold start capability		•
Double element air filter with integrated precleaner	•	
Reversing electric cooling fans	•	

HYDRAULIC SYSTEM	STANDARD	OPTIONAL
Boom and stick regeneration circuits	•	
Auto hydraulic warm up	•	
Auto two-speed travel	•	
Boom and stick drift reduction valve	•	
Auto dig boost**	•	
Auto heavy lift***	•	
Tandem-type electronic main pump	•	
Element-type main hydraulic filter	•	
SAFETY AND SECURITY	STANDARD	OPTIONAL
Rearview camera	•	
Right-side-view camera	•	
360° visibility		•
Lift Assist	•	
Ground-level engine shutoff switch	•	
Right-hand handrail and hand hold	•	
Signaling/warning horn	•	
SERVICE AND MAINTENANCE	STANDARD	OPTIONAL
Scheduled Oil Sampling (S-O-S <sup>SM</sup> ) ports	•	
Ground-level and platform-level engine oil dipsticks	•	
Electric refueling pump with auto shut off		•
UNDERCARRIAGE AND STRUCTURES	STANDARD	OPTIONAL
Long undercarriage	•	
Long narrow undercarriage		•
600 mm (24") triple grouser shoes		•
600 mm (24") double grouser shoes		•
600 mm (24") single grouser shoes		•
700 mm (28") triple grouser shoes		•
790 mm (31") triple grouser shoes		•
Tie-down points on base frame	•	
4600 kg (10,141 lb) counterweight	•	
7400 kg (16,300 lb) counterweight for Super Long Reach		•

\* Optional on machines equipped with a Super Long Reach configuration.  
 \*\* Not available on machines equipped with a VA Boom or Super Long Reach configuration. Not available in Japan.  
 \*\*\* Not available on machines equipped with a Super Long Reach configuration. Not available in Japan.

**Not all features are available in all regions. Please check with your local Cat dealer for specific offering availability in your area.**

For additional information, refer to the Technical Specifications brochure available at [www.cat.com](http://www.cat.com) or your Cat dealer.



オフロード法2014年  
基準適合

For more complete information on Cat products, dealer services and industry solutions, visit us on the web at [www.cat.com](http://www.cat.com)

© 2022 Caterpillar. All Rights Reserved.

Materials and specifications are subject to change without notice. Featured machines in photos may include additional equipment. See your Cat dealer for available options.

CAT, CATERPILLAR, LET'S DO THE WORK, their respective logos, Product Link, S-O-S, "Caterpillar Corporate Yellow", the "Power Edge" and Cat "Modern Hex" trade dress as well as corporate and product identity used herein, are trademarks of Caterpillar and may not be used without permission. VisionLink is a trademark of VirtualSite Solutions LLC, registered in the United States and in other countries.  
[www.cat.com](http://www.cat.com) [www.caterpillar.com](http://www.caterpillar.com)

AEXQ2774-03  
Replaces AEXQ2774-02  
Build No: 07D  
(Aus-NZ, Eur, Japan, N Am)

