



Cat[®] 430

BACKHOE LOADER

The Cat[®] 430 Backhoe Loader delivers exceptional performance, increased fuel efficiency, superior hydraulic system, versatility and an updated operator station. The 430 feature the following:

- **Ergonomic Operator Station** – Ample legroom inside the cab makes rotating the seat simple. The air suspension seat provides comfort to the operator while roading. New backhoe control pods allow for unlimited adjustability.
- **Load Sensing Hydraulics** – The Cat Backhoe Loader's load sensing piston pump provides full hydraulic lifting and digging forces at any engine speed. Variable flow pump matches hydraulic power to work demands.
- **Machine Performance** – The Cat C3.6 engine delivers solid performance and meets U.S. EPA Tier 4 Final/EU Stage V emission standards by utilizing Selective Catalytic Reduction technology with a Diesel Oxidation Catalyst. The system allows the operator to disconnect the machine, even while the diesel exhaust fluid is being purged from the system.
- **Machine Versatility** – The all new Integrated Tool Carrier (IT Coupler) for Single Tilt Loader Arm configurations are available from the factory or for simple field installation. The Cat Backhoe Loader with Integrated Tool Carrier (IT Coupler) will be the most versatile machine on the job site providing quick connection to a variety of Cat Attachments.
- **Cat Attachments** – A large portfolio of Backhoe Loader Attachments, including but not limited to, Quick Couplers, Thumbs, assorted Buckets, and Brooms are available from the factory or for field installation. Cat Backhoe Loaders will be "Dirt Ready" upon delivery.
- **Powershift Transmission** – A Four Speed Powershift Transmission is standard to make shifting gears smooth and as simple as twisting the Powershuttle Lever.
- **Spring Applied Hydraulically Released (SAHR) Parking Brake** – The SAHR Parking Brake is activated at the push of a button and automatically engages when the machine is powered down.

Specifications

Engine

Engine	C3.6 86 kW (115 hp) Electronic Turbo Intercooled	
Ratings at 2,200 rpm		
Gross Power SAE J1995	88 kW	118 hp
Gross Power ISO 14396	86 kW	115 hp
Net Power Rating at 2,200 rpm		
SAE J1349	80 kW	107 hp
ISO 9249	80 kW	107 hp
Net Peak Power Rating @ 2,200 rpm		
SAE J1349	80 kW	107 hp
ISO 9249	80 kW	107 hp
Dimensions		
Bore	98 mm	3.86 in
Stroke	120 mm	4.72 in
Displacement	3.6 L	220 in ³
Torque Rise (net) at 1,400 rpm	40%	
SAE J1349 Net	486 N-m	358 lb-ft
Power Rating Conditions		
No de-rating required up to	3048 m	10,000 ft

- Engine meets Tier 4 Final/Stage V emission standards.

Weights*

Operating Weight* (estimated)	8188 kg	18,051 lb
Operating Weight (maximum) (ROPS capacity)	11 000 kg	24,251 lb
Operating Weight (minimum)**	7525 kg	16,590 lb
Cab, ROPS/FOPS	145 kg	320 lb
Auto-Shift Transmission	STD	STD
Ride Control	15 kg	33 lb
Air Conditioning	45 kg	99 lb
All-Wheel Drive	STD	STD
MP bucket (0.96 m ³ /1.25 yd ³)		
with fold-over forks	915 kg	2,017 lb
without fold-over forks	745 kg	1,642 lb
Loader QC	245 kg	540 lb
Extendible Stick (excludes ft. counterweight)	297 kg	655 lb
Counterweights, base	115 kg	256 lb
Stackable, one	240 kg	529 lb
Maximum	460 kg	1,014 lb

*Machine configuration: standard stick hoe, OROPS canopy, AWD powershift shift transmission, 0.96 m³ (1.25 yd³) GP (General Purpose) loader bucket, 610 mm (24 in) standard duty hoe bucket, front 340/80-18 and rear 500/70-24 tires, 460 kg (1,014 lb) counterweight, 80 kg (176 lb) operator, full fuel tank.

**Minimum weight configuration is the same as configuration above, however, excludes counterweight, hoe bucket, and operator.



430 Backhoe Loader

Transmission

Power Shift Transmission – Standard

Forward – 1st	5.9 km/h	3.7 mph
2nd	9.5 km/h	5.9 mph
3rd	20 km/h	12 mph
4th	41 km/h	26 mph
Reverse – 1st	5.9 km/h	3.7 mph
2nd	12.4 km/h	7.7 mph
3rd	27 km/h	17 mph

	Power-Shift Transmission – Optional		Power-Shift Transmission with LTC – Optional	
Forward – 1st	5.9 km/h	3.7 mph	5.9 km/h	3.7 mph
2nd	9.5 km/h	5.9 mph	9.5 km/h	5.9 mph
3rd	12 km/h	8 mph	12 km/h	8 mph
4th	20 km/h	12 mph	20 km/h	12 mph
5th	27 km/h	17 mph	27 km/h	17 mph
5th LTC	—	—	29 km/h	18 mph
6th	41 km/h	26 mph	41 km/h	26 mph
6th LTC**	—	—	40 km/h	25 mph
Reverse – 1st	5.9 km/h	3.7 mph	5.9 km/h	3.7 mph
2nd	12 km/h	7.7 mph	12 km/h	7.7 mph
3rd	27 km/h	17 mph	27 km/h	17 mph

*Travel speeds of backhoe loader at full throttle, when equipped with 500/70-24 rear tires.

**Limited by engine speed to 40 km/h (25 mph).

Axle Ratings

Front Axle, AWD

Static	12 000 kg	26,455 lb
Dynamic	6000 kg	20,233 lb

Rear Axle

Static	13 000 kg	28,660 lb
Dynamic	7000 kg	15,432 lb

Hydraulic System

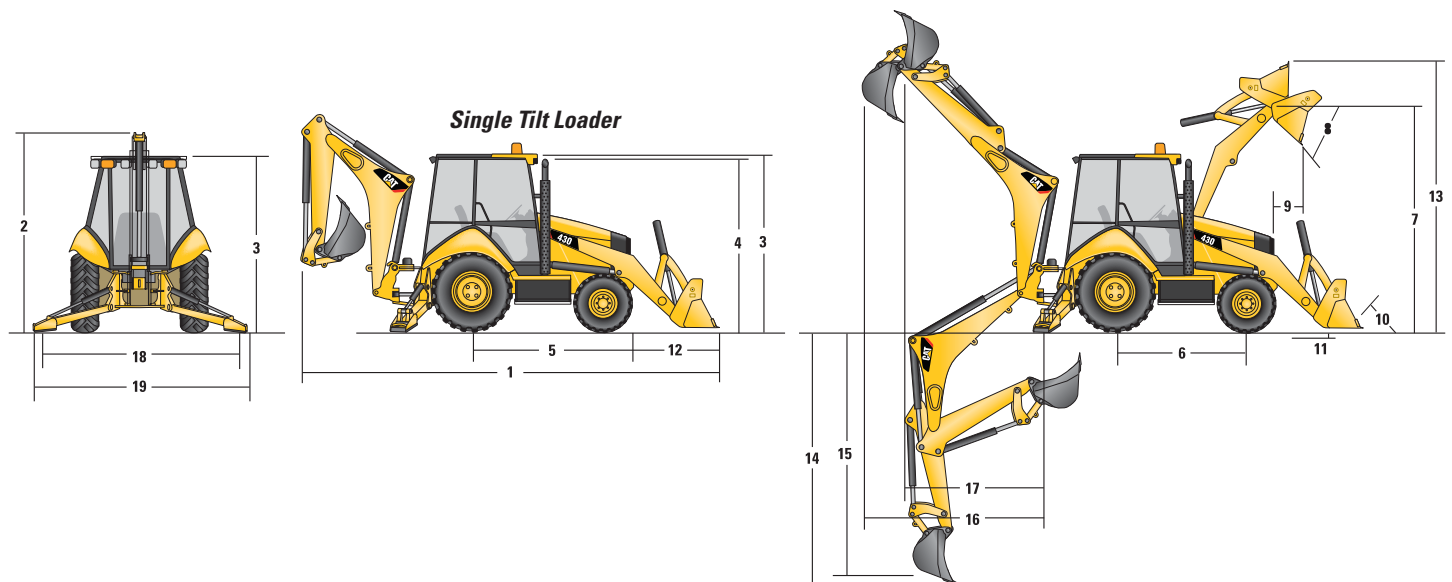
Type	Closed Center	
Pump Type	Variable-flow, Axial Piston	
Pump Capacity @ 2,200 rpm	187 L/min	49.4 gal/min
System Pressure		
Backhoe	25 000 kPa	3,626 psi
Loader	25 000 kPa	3,626 psi

Steering

Type	Front Wheel Steering	
Power Steering	Hydrostatic	
One Double-Acting Cylinder		
Bore	65 mm	2.6 in
Stroke	106 mm	4.2 in
Rod Diameter	40 mm	1.6 in
Axle Oscillation	11°	
Turning Circle – 2WD/AWD (inner wheel not braked)		
Outside front wheels	8.205 m	26'11"
Outside widest loader bucket	10.745 m	35'3"

Service Refill Capacities

Cooling System with Air Conditioning	18.0 L	4.8 gal
Fuel Tank	160.0 L	42.3 gal
Engine Oil with Filter	9.0 L	2.4 gal
Diesel Exhaust Fluid (DEF)	19.0 L	5.0 gal
Transmission – Power Shuttle		
2WD	18.0 L	4.8 gal
AWD	18.0 L	4.8 gal
Transmission – Power Shift		
AWD	19.0 L	5.0 gal
Rear Axle	16.0 L	4.2 gal
Planetaries	1.7 L	0.4 gal
Front Axle (AWD)	11.0 L	2.9 gal
Planetaries	0.7 L	0.2 gal
Hydraulic System	95.0 L	25.1 gal
Hydraulic Tank	42.0 L	11.1 gal



Dimensions

Machine configuration: standard stick hoe, OROPS canopy, AWD power shift transmission, 0.96 m³ (1.25 yd³) GP loader bucket, 610 mm (24 in) standard duty hoe bucket, 340/80-18 and rear 500/70-24 tires, 460 kg (1,014 lb) counterweight, 80 kg (176 lb) operator, full fuel tank.

Single Tilt Loader with Pin-On Buckets

	0.96 m ³ (1.25 yd ³) GP	1.0 m ³ (1.31 yd ³) GP	1.07 m ³ (1.40 yd ³) GP	1.15 m ³ (1.50 yd ³) GP	1.0 m ³ (1.31 yd ³) MP	1.07 m ³ (1.40 yd ³) MP
1 Overall Length (loader on ground) – S-Stick – mm (ft/in)	7273 (23'10")	7228 (23'9")	7294 (23'11")	7294 (23'11")	7201 (23'8")	7201 (23'8")
Overall Length (loader on ground) – E-Stick – mm (ft/in)	7289 (23'11")	7244 (23'9")	7310 (24'0")	7310 (24'0")	7217 (23'8")	7217 (23'8")
Overall Transport Length – S-Stick – mm (ft/in)	7304 (24'0")	7271 (23'10")	7342 (24'1")	7342 (24'1")	7272 (23'10")	7272 (23'10")
Overall Transport Length – E-Stick – mm (ft/in)	7341 (24'1")	7287 (23'11")	7358 (24'2")	7358 (24'2")	7288 (23'11")	7288 (23'11")
2 Overall Transport Height – Standard Stick – mm (ft/in)	3845 (12'7")	3845 (12'7")	3845 (12'7")	3845 (12'7")	3845 (12'7")	3845 (12'7")
Overall Transport Height – Extendible Stick – mm (ft/in)	3866 (12'8")	3866 (12'8")	3866 (12'8")	3866 (12'8")	3866 (12'8")	3866 (12'8")
Overall Width – mm (ft/in)	2248 (7'5")	2248 (7'5")	2248 (7'5")	2248 (7'5")	2248 (7'5")	2248 (7'5")
3 Height to Top of Cab/Canopy – mm (ft/in)	2815 (9'3")	2815 (9'3")	2815 (9'3")	2815 (9'3")	2815 (9'3")	2815 (9'3")
4 Height to Top of Exhaust Stack – mm (ft/in)	2720 (8'11")	2720 (8'11")	2720 (8'11")	2720 (8'11")	2720 (8'11")	2720 (8'11")
Height to Loader Hinge Pin (transport) – mm (ft/in)	378 (1'3")	378 (1'3")	422 (1'5")	422 (1'5")	420 (1'5")	420 (1'5")
Ground Clearance (LH step) – mm (ft/in)	316 (1'0")	316 (1'0")	316 (1'0")	316 (1'0")	316 (1'0")	316 (1'0")
Ground Clearance (AWD guard) – mm (ft/in)	312 (1'0")	312 (1'0")	312 (1'0")	312 (1'0")	312 (1'0")	312 (1'0")
Ground Clearance (485 kg/1,070 lb counterweight) – mm (ft/in)	289 (0'11")	289 (0'11")	289 (0'11")	289 (0'11")	289 (0'11")	289 (0'11")
5 Rear Axle Centerline to Front Grill – mm (ft/in)	2706 (8'11")	2706 (8'11")	2706 (8'11")	2706 (8'11")	2706 (8'11")	2706 (8'11")
Front Wheel Tread Gauge – mm (ft/in)	1895 (6'3")	1895 (6'3")	1895 (6'3")	1895 (6'3")	1895 (6'3")	1895 (6'3")
Rear Wheel Tread Gauge – mm (ft/in)	1728 (5'8")	1728 (5'8")	1728 (5'8")	1728 (5'8")	1728 (5'8")	1728 (5'8")
6 Wheelbase 2WD/AWD – mm (ft/in)	2200 (7'3")	2200 (7'3")	2200 (7'3")	2200 (7'3")	2200 (7'3")	2200 (7'3")

Single Tilt Loader with Quick Coupler

	0.96 m ³ (1.25 yd ³) GP	1.0 m ³ (1.31 yd ³) GP	1.15 m ³ (1.50 yd ³) GP	1.0 m ³ (1.31 yd ³) MP	1.07 m ³ (1.40 yd ³) MP
1 Overall Length (loader on ground) – S-Stick – mm (ft/in)	7455 (24'5")	7410 (24'4")	7452 (24'5")	7362 (24'2")	7362 (24'2")
Overall Length (loader on ground) – E-Stick – mm (ft/in)	7471 (24'6")	7426 (24'4")	7468 (24'6")	7378 (24'2")	7378 (24'2")
Overall Transport Length – S-Stick – mm (ft/in)	7431 (24'5")	7398 (24'3")	7429 (24'4")	7360 (24'2")	7360 (24'2")
Overall Transport Length – E-Stick – mm (ft/in)	7448 (24'5")	7414 (24'4")	7446 (24'5")	7376 (24'2")	7376 (24'2")
2 Overall Transport Height – Standard Stick – mm (ft/in)	3845 (12'7")	3845 (12'7")	3845 (12'7")	3845 (12'7")	3845 (12'7")
Overall Transport Height – Extendible Stick – mm (ft/in)	3866 (12'8")	3866 (12'8")	3866 (12'8")	3866 (12'8")	3866 (12'8")
Overall Width – mm (ft/in)	2248 (7'5")	2248 (7'5")	2248 (7'5")	2248 (7'5")	2248 (7'5")
3 Height to Top of Cab/Canopy – mm (ft/in)	2815 (9'3")	2815 (9'3")	2815 (9'3")	2815 (9'3")	2815 (9'3")
4 Height to Top of Exhaust Stack – mm (ft/in)	2720 (8'11")	2720 (8'11")	2720 (8'11")	2720 (8'11")	2720 (8'11")
Height to Loader Hinge Pin (transport) – mm (ft/in)	345 (1'2")	346 (1'2")	346 (1'2")	344 (1'2")	344 (1'2")
Ground Clearance (LH step) – mm (ft/in)	316 (1'0")	316 (1'0")	316 (1'0")	316 (1'0")	316 (1'0")
Ground Clearance (AWD guard) – mm (ft/in)	312 (1'0")	312 (1'0")	312 (1'0")	312 (1'0")	312 (1'0")
Ground Clearance (485 kg/1,070 lb counterweight) – mm (ft/in)	289 (0'11")	289 (0'11")	289 (0'11")	289 (0'11")	289 (0'11")
5 Rear Axle Centerline to Front Grill – mm (ft/in)	2706 (8'11")	2706 (8'11")	2706 (8'11")	2706 (8'11")	2706 (8'11")
Front Wheel Tread Gauge – mm (ft/in)	1895 (6'3")	1895 (6'3")	1895 (6'3")	1895 (6'3")	1895 (6'3")
Rear Wheel Tread Gauge – mm (ft/in)	1728 (5'8")	1728 (5'8")	1728 (5'8")	1728 (5'8")	1728 (5'8")
6 Wheelbase 2WD/AWD – mm (ft/in)	2200 (7'3")	2200 (7'3")	2200 (7'3")	2200 (7'3")	2200 (7'3")

430 Backhoe Loader

Dimensions

Machine configuration: standard stick hoe, OROPS canopy, AWD power shift transmission, 0.96 m³ (1.25 yd³) GP loader bucket, 610 mm (24 in) standard duty hoe bucket, 340/80-18 and rear 500/70-24 tires, 460 kg (1,014 lb) counterweight, 80 kg (176 lb) operator, full fuel tank.

Loader Bucket Dimensions and Performance

Pin-On Buckets

	0.96 m ³ (1.25 yd ³) GP		1.0 m ³ (1.31 yd ³) GP		1.07 m ³ (1.40 yd ³) GP		1.15 m ³ (1.50 yd ³) GP		1.0 m ³ (1.31 yd ³) MP		1.07 m ³ (1.40 yd ³) MP	
Capacity (SAE rated) – m ³ (yd ³)	0.96	(1.26)	1.00	(1.31)	1.07	(1.40)	1.15	(1.50)	1.00	(1.31)	1.07	(1.40)
Overall Bucket Width – mm (in)	2262	(89)	2406	(95)	2262	(89)	2406	(95)	2279	(90)	2425	(95)
Lift Capacity at Maximum Height – kg (lb)	3280	(7,230)	3286	(7,245)	3213	(7,084)	3192	(7,038)	3059	(6,745)	3047	(6,717)
Lift Breakout Force – N (lbf)	50 179	(11,280)	50 941	(11,452)	49 644	(11,160)	49 467	(11,120)	49 114	(11,041)	49 017	(11,019)
Tilt Breakout Force – N (lbf)	49 891	(11,216)	53 037	(11,923)	50 945	(11,452)	50 834	(11,428)	56 242	(12,643)	56 166	(12,626)
Tipping Load at Breakout Point – kg (lb)	7081	(15,610)	7250	(15,983)	6976	(15,379)	6959	(15,341)	7134	(15,728)	7124	(15,707)
7 Maximum Hinge Pin Height – mm (ft/in)	3488	(11'5")	3488	(11'5")	3488	(11'5")	3488	(11'5")	3488	(11'5")	3488	(11'5")
8 Dump Angle at Full Height – degrees	44°		44°		44°		44°		44°		44°	
Dump Height at Maximum Angle – mm (ft/in)	2758	(9'1")	2790	(9'2")	2736	(9'0")	2736	(9'0")	2803	(9'2")	2803	(9'2")
9 Dump Reach at Maximum Angle – mm (ft/in)	807	(2'8")	774	(2'6")	773	(2'6")	773	(2'6")	722	(2'4")	722	(2'4")
10 Maximum Bucket Rollback at Ground Level – degrees	36°		36°		37°		37°		37°		37°	
11 Digging Depth – mm (ft/in)	70	(0'3")	70	(0'3")	110	(0'4")	110	(0'4")	97	(0'4")	97	(0'4")
Maximum Grading Angle – degrees	113°		114°		114°		114°		116°		116°	
Width of Dozer Cutting Edge – mm (ft/in)	N/A		N/A		N/A		N/A		2262	(7'5")	2406	(7'11")
12 Grill to Bucket Cutting Edge, Carry Position – mm (ft/in)	1480	(4'10")	1447	(4'9")	1518	(5'0")	1517	(5'0")	1447	(4'9")	1447	(4'9")
13 Maximum Operating Height – mm (ft/in)	4356	(14'3")	4354	(14'3")	4366	(14'4")	4397	(14'5")	4378	(14'4")	4407	(14'6")
Jaw Opening Maximum – mm (ft/in)	N/A		N/A		N/A		N/A		843	(2'9")	843	(2'9")
Bucket Jaw Clamping Force – N (lbf)	N/A		N/A		N/A		N/A		40 160	(9,028)	40 261	(9,051)
Weight (does not include teeth or forks) – kg (lb)	451	(994)	462	(1,019)	473	(1,043)	493	(1,087)	745	(1,642)	774	(1,706)

Loader Quick Coupler

	0.96 m ³ (1.25 yd ³) GP		1.0 m ³ (1.31 yd ³) GP		1.15 m ³ (1.50 yd ³) GP		1.0 m ³ (1.31 yd ³) MP		1.07 m ³ (1.40 yd ³) MP	
Capacity (SAE rated) – m ³ (yd ³)	0.96	(1.26)	1.00	(1.31)	1.15	(1.50)	1.00	(1.31)	1.07	(1.40)
Overall Bucket Width – mm (in)	2262	(89)	2406	(95)	2406	(95)	2279	(90)	2425	(95)
Lift Capacity at Maximum Height – kg (lb)	2879	(6,348)	2880	(6,350)	2846	(6,273)	2747	(6,057)	2711	(5,976)
Lift Breakout Force – N (lbf)	45 144	(10,148)	45 749	(10,284)	44 845	(10,081)	44 659	(10,039)	44 400	(9,981)
Tilt Breakout Force – N (lbf)	41 169	(9,255)	43 286	(9,731)	40 879	(9,190)	44 104	(9,914)	43 932	(9,876)
Tipping Load at Breakout Point – kg (lb)	6263	(13,808)	6395	(14,099)	6239	(13,754)	6379	(14,064)	6355	(14,010)
7 Maximum Hinge Pin Height – mm (ft/in)	3488	(11'5")	3488	(11'5")	3488	(11'5")	3488	(11'5")	3488	(11'5")
8 Dump Angle at Full Height – degrees	44°		44°		44°		44°		44°	
Dump Height at Maximum Angle – mm (ft/in)	2623	(8'7")	2654	(8'9")	2625	(8'7")	2690	(8'10")	2690	(8'10")
9 Dump Reach at Maximum Angle – mm (ft/in)	887	(2'11")	855	(2'10")	886	(2'11")	832	(2'9")	832	(2'9")
10 Maximum Bucket Rollback at Ground Level – degrees	37°		37°		37°		37°		37°	
11 Digging Depth – mm (ft/in)	111	(0'4")	111	(0'4")	110	(0'4")	101	(0'4")	101	(0'4")
Maximum Grading Angle – degrees	109°		110°		109°		111°		111°	
Width of Dozer Cutting Edge – mm (ft/in)	N/A		N/A		N/A		2262	(7'5")	2406	(7'11")
12 Grill to Bucket Cutting Edge, Carry Position – mm (ft/in)	1607	(5'3")	1573	(5'2")	1605	(5'3")	1535	(5'0")	1535	(5'0")
13 Maximum Operating Height – mm (ft/in)	4439	(14'7")	4406	(14'5")	4484	(14'9")	4476	(14'8")	4531	(14'10")
Jaw Opening Maximum – mm (ft/in)	N/A		N/A		N/A		843	(2'9")	843	(2'9")
Bucket Jaw Clamping Force – N (lbf)	N/A		N/A		N/A		40 185	(9,034)	40 286	(9,056)
Weight (does not include teeth or forks) – kg (lb)	447	(985)	457	(1,008)	481	(1,060)	724	(1,596)	753	(1,660)

Dimensions

Machine configuration: standard stick hoe, OROPS canopy, AWD power shift transmission, 0.96 m³ (1.25 yd³) GP loader bucket, 610 mm (24 in) standard duty hoe bucket, 340/80-18 and rear 500/70-24 tires, 460 kg (1,014 lb) counterweight, 80 kg (176 lb) operator, full fuel tank.

Backhoe Dimensions and Performance

	Standard Stick		E-Stick Retracted		E-Stick Extended	
14 Digging Depth, SAE (max.) – mm (ft/in)	4612	(15'2")	4721	(15'6")	5862	(19'3")
15 Digging Depth, 2440 mm (8 ft) Flat Bottom – mm (ft/in)	4262	(14'0")	4375	(14'4")	5587	(18'4")
Digging Depth, 610 mm (2 ft) Flat Bottom – mm (ft/in)	4587	(15'1")	4693	(15'5")	5834	(19'2")
Reach from Rear Axle Centerline at Ground Line – mm (ft/in)	7122	(23'4")	7216	(23'8")	8307	(27'3")
16 Reach from Swing Pivot at Ground Line – mm (ft/in)	6032	(19'9")	6126	(20'1")	7217	(23'8")
Maximum Operating Height – mm (ft/in)	6081	(19'11")	6150	(20'2")	7038	(23'1")
Loading Height – mm (ft/in)	4027	(13'3")	3988	(13'1")	4599	(15'1")
17 Loading Reach – mm (ft/in)	1859	(6'1")	2026	(6'8")	3011	(9'11")
Swing Arc	180°		180°		180°	
Bucket Rotation	205°		204°		204°	
18 Stabilizer Spread, Operating Position (center) – mm (ft/in)	3310	(10'10")	3310	(10'10")	3310	(10'10")
Stabilizer Spread, Operating Position (outside) – mm (ft/in)	3770	(12'4")	3770	(12'4")	3770	(12'4")
Stabilizer Spread, Transport Position – mm (ft/in)	2322	(7'7")	2322	(7'7")	2322	(7'7")
Bucket Dig Force – N (lbf)	71 897	(16,163)	70 904	(15,940)	70 904	(15,940)
Stick Dig Force – N (lbf)	44 867	(10,086)	43 939	(9,878)	32 517	(7,310)

Dimensions with Forks/Material Handling Arm

Fork Tine Length	1070 mm (3'6")		1220 mm (4'0")		1370 mm (4'10")	
Operating Load (SAE J1197) – kg (lb)	1971	(4,346)	1891	(4,168)	1814	(4,000)
SAE Load Center – mm (in)	535	(1'9")	610	(2'0")	685	(2'3")
Operating Load (CEN 474-4) – kg (lb)	2004	(4,417)	1988	(4,382)	1971	(4,346)
CEN Load Center – mm (ft/in)	500	(1'8")	500	(1'8")	500	(1'8")
Overall Length (A) (forks on ground) – mm (ft/in)	7789	(25'7")	7939	(26'1")	8089	(26'6")
Reach at Ground (from grill to heel of fork) – mm (ft/in)	939	(3'1")	939	(3'1")	938	(3'1")
Maximum Reach (from grill to heel of fork) – mm (ft/in)	1524	(5'0")	1524	(5'0")	1524	(5'0")
Fork Height at Maximum Reach – mm (ft/in)	1619	(5'4")	1619	(5'4")	1619	(5'4")
Reach at Maximum Height (from grill to heel of fork) – mm (ft/in)	749	(2'5")	749	(2'5")	749	(2'5")
Maximum Fork Height – mm (ft/in)	3418	(11'3")	3418	(11'3")	3418	(11'3")
Maximum Fork Depth (below ground level) – mm (ft/in)	-38	(-1'11")	-38	(-1'10")	-39	(-1'10")

Material Handling Arm Position	Retracted		Mid-Position		Extended	
Operating Load (SAE J1197 and CEN 474-4) – kg (lb)*	1201	(2,647)	808	(1,782)	589	(1,298)
Overall Length, Maximum – mm (ft/in)	9045	(29'8")	10 045	(32'11")	11 043	(36'3")
Reach at Maximum Depth (from machine nose) – mm (ft/in)	544	(1'9")	550	(1'10")	557	(1'10")
Maximum Depth – mm (ft/in)	2618	(8'7")	3618	(11'10")	4616	(15'2")
Maximum Reach (from machine nose) – mm (ft/in)	3221	(10'7")	4221	(13'10")	5219	(17'1")
Height at Maximum Reach – mm (ft/in)	1118	(3'8")	1124	(3'8")	1130	(3'8")
Reach at Maximum Height (from machine nose) – mm (ft/in)	1783	(5'10")	2473	(8'1")	3161	(10'4")
Maximum Height – mm (ft/in)	4445	(14'7")	5169	(16'11")	5891	(19'4")

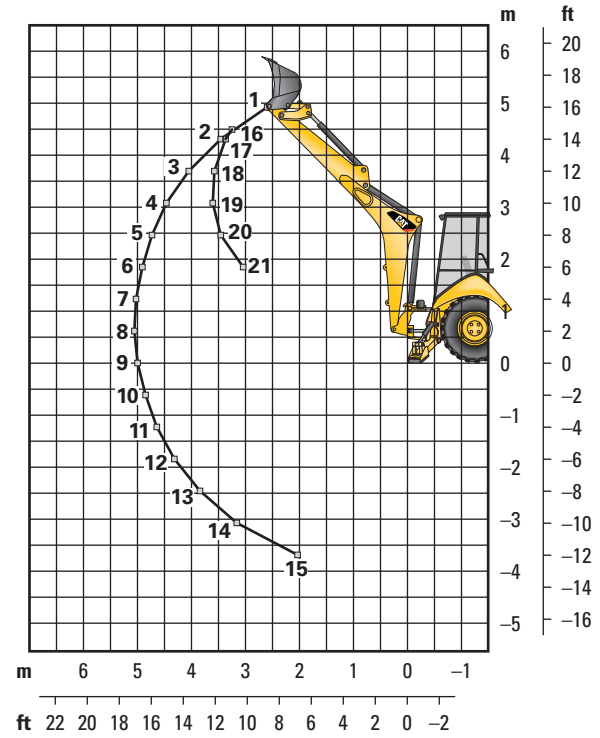
*These numbers are hydraulically limited.

430 Backhoe Loader

Backhoe Lift Capacity

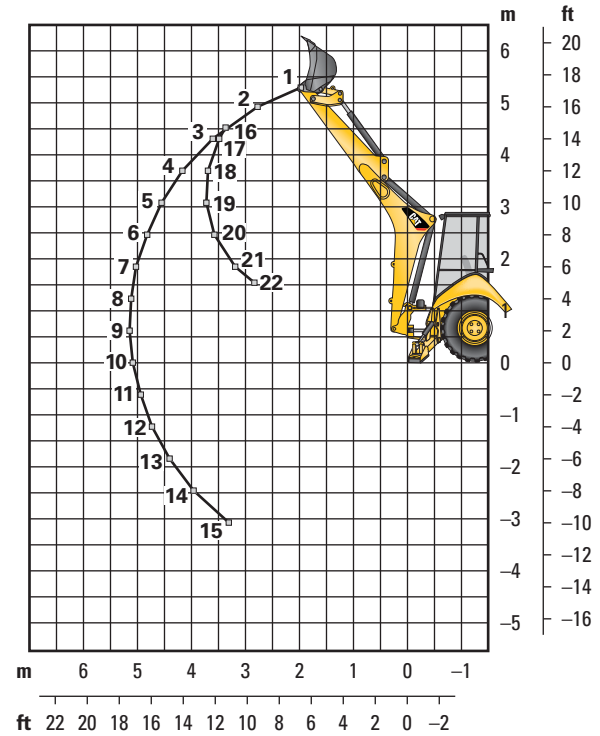
Cat 430 Standard Stick

Boom Lifting			
		kg	lb
1		1856	4,093
2		1951	4,301
3		1923	4,240
4		1867	4,115
5		1802	3,973
6		1737	3,830
7		1674	3,692
8		1615	3,561
9		1560	3,439
10		1509	3,327
11		1464	3,227
12		1424	3,140
13		1394	3,073
14		1382	3,047
15		1461	3,222
Stick Lifting			
16		2449	5,400
17		2725	6,007
18		2841	6,264
19		2803	6,179
20		2961	6,529
21		3487	7,688



Cat 430 Extendible Stick – Retracted

Boom Lifting			
		kg	lb
1		1296	2,858
2		1601	3,530
3		1677	3,696
4		1651	3,640
5		1599	3,526
6		1539	3,393
7		1478	3,258
8		1418	3,126
9		1361	3,000
10		1307	2,882
11		1258	2,773
12		1213	2,673
13		1173	2,586
14		1141	2,515
15		1123	2,477
Stick Lifting			
16		2153	4,746
17		2443	5,387
18		2549	5,620
19		2514	5,542
20		2648	5,839
21		3078	6,785
22		3590	7,914

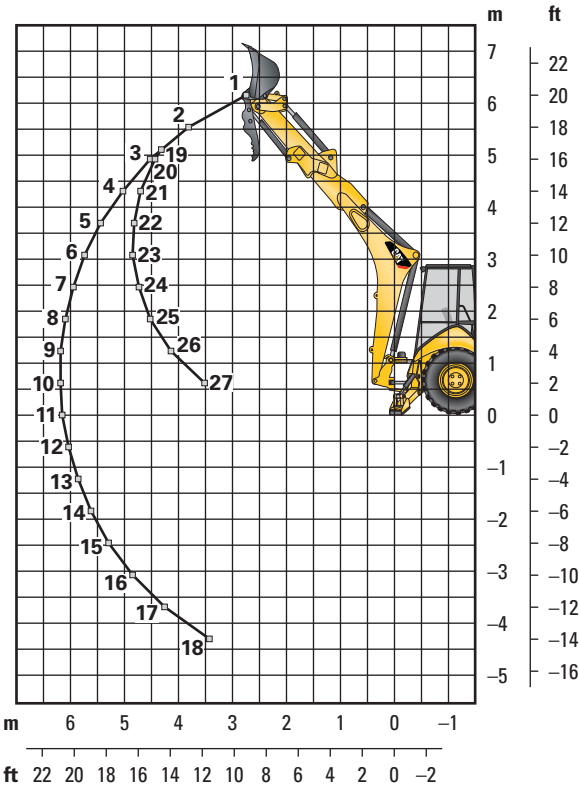


Lift Capacities are over-end values. Machine equipped with AWD, OROPS, 0.96 m³ (1.25 yd³) general purpose bucket, and 460 kg (1,014 lb) counterweight. Extendible stick includes 485 (1,070 lb) counterweight.

Backhoe Lift Capacity

Cat 430 Extendible Stick – Extended

Boom Lifting	kg	lb
1	739	1,628
2	1050	2,314
3	1135	2,503
4	1158	2,553
5	1154	2,545
6	1138	2,509
7	1115	2,458
8	1089	2,402
9	1062	2,342
10	1036	2,283
11	1010	2,226
12	986	2,173
13	964	2,124
14	945	2,083
15	931	2,052
16	924	2,037
17	930	2,051
18	971	2,140
Stick Lifting		
19	1187	2,618
20	1306	2,880
21	1578	3,479
22	1744	3,845
23	1730	3,814
24	1774	3,911
25	1891	4,169
26	2130	4,697
27	2671	5,888



Lift Capacities are over-end values. Machine equipped with AWD, OROPS, 0.96 m³ (1.25 yd³) general purpose bucket, and 460 kg (1,014 lb) counterweight. Extendible stick includes 485 (1,070 lb) counterweight.

430 Backhoe Loader

Counterweights (Minimum Counterweight Recommendations)

Standard Stick Loader Bucket	Power Train	Pin-On Bucket		Loader QC	
		kg	lb	kg	lb
GP	2WD/AWD	460	1,015	115	255
MP	2WD/AWD	0	0	0	0
Forks	2WD/AWD	N/A	N/A	115	255
Material Handling Arm	2WD/AWD	N/A	N/A	0	0

Extendible Stick Loader Bucket	Power Train	Pin-On Bucket		Loader QC	
		kg	lb	kg	lb
GP	2WD/AWD	460	1,015	240	530
MP	2WD/AWD	240	530	0	0
Forks	2WD/AWD	N/A	N/A	240	530
Material Handling Arm	2WD/AWD	N/A	N/A	240	530

Backhoe Buckets (With weld on adapters and pin-on teeth)

Standard Duty

Width		Rated Capacity		Weight		No. of Teeth
mm	in	L	ft ³	kg	lb	
305	12	80	2.8	111	245	3
457	18	120	4.2	122	268	4
610	24	180	6.4	141	311	5
762	30	230	8.1	157	345	5
914	36	290	10.2	176	388	6

Heavy Duty

Width		Rated Capacity		Weight		No. of Teeth
mm	in	L	ft ³	kg	lb	
305	12	80	2.8	121	266	3
406	16	110	3.9	128	282	3
457	18	120	4.2	135	299	4
610	24	180	6.4	160	353	5
762	30	230	8.1	177	391	5
914	36	290	10.2	201	443	6

Soil Excavation

Width		Rated Capacity		Weight		No. of Teeth
mm	in	L	ft ³	kg	lb	
457	18	180	6.4	155	341	4
610	24	240	8.5	182	402	5
762	30	320	11.3	206	454	5
914	36	380	13.4	233	513	6

Rock

Width		Rated Capacity		Weight		No. of Teeth
mm	in	L	ft ³	kg	lb	
305	12	70	2.5	127	279	3
457	18	130	4.6	146	322	4
610	24	200	7.1	174	384	5
762	30	270	9.5	197	434	5
914	36	330	11.7	224	493	6

Coral

Width		Rated Capacity		Weight		No. of Teeth
mm	in	L	ft ³	kg	lb	
305	12	60	2.1	134	295	4
457	18	100	3.5	155	341	6
610	24	140	4.9	182	402	8
762	30	190	6.7	210	463	10

STANDARD EQUIPMENT

- Adjustable auxiliary controls, backhoe loader
- Air cleaner
- Alarm, back-up
- Audible system fault alarm
- Automatic Engine Speed Control (AESC)
- Battery, maintenance-free, 850 CCA
- Battery disconnect switch
- Boom transport lock
- Brace, lift cylinder
- Brake, parking, Spring Applied Hydraulically Released (SAHR)
- Brakes, hydraulically boosted, oil disc, dual pedals, interlocking
- Bucket level indicator
- Canopy, ROPS/FOPS
- Cat cushion swing system
- Coat restraint
- Coolant/antifreeze, extended life
- Dome light (cab only)
- Diagnostic port for engine, machine and gauge cluster Electronic Control Modules
- Differential lock, loader joystick
- Drink holders, two
- Engine, Cat C3.6 ACERT (Direct Injection Turbocharged), meets Tier 4 Final/Stage V emission standards, Selective Catalytic Reduction, Diesel Oxidation Catalyst (DOC)
- Engine enclosure, sound suppression, removable side panels
- Face seals, O-ring
- Fan, suction and guard
- Fast reversing shuttle, all gears
- Fenders, rear
- Filters, spin-on: fuel, engine oil, transmission oil, water separator
- Filters, bowl and cartridge: hydraulic fluid
- Flashing hazards/signal lights
- Floor mat
- Fuel tank, fully enclosed
- Four wheel drive
- Four wheel drive shaft guard
- Fully hinged front grill for cooling package cleaning access
- Gauge cluster: coolant temperature, fuel level, torque converter temperature, DEF level
- Ground level fuel fill and DEF fill
- Halogen lights, working (2 front, 2 rear)
- High ambient cooling package
- Hood lock, inside cab
- Hydraulic hose, XT™
- Hydraulic oil cooler
- Hydraulic oil level sight gauge
- Hydraulic valves, loader 2 function
- Hydraulic valves, backhoe 4 function
- Hydraulics, load sensing with variable displacement piston pump
- Indicator lights: wait to start, water in fuel, engine warning, warning lamp, emissions module malfunction, low battery/charging system warning, high hydraulic oil temperature: LCD warnings: engine oil pressure, machine locked, service due, air filter blocked, high coolant temperature, auto idle shutdown, high torque converter temperature, hydraulic filter bypass
- Instrument panel lights
- Joystick controls: pilot operated, excavator-style with pattern changer
- Key start/stop system
- LCD operator display with soft key controls: engine speed, hour meter, gear/direction, battery voltage, hydraulic oil temperature, torque converter temperature, coolant temperature, trip totals (fuel and hours), lifetime totals (fuel and hours), operator settings (units, brightness, programmable hoe auxiliary flow), service mode diagnostics, maintenance intervals, ECM/system info
- Loader, self-leveling, return-to-dig and transmission disconnect switch
- Loader, single tilt
- Mirror, interior, rearview
- One-touch low idle
- Open circuit breather
- Pattern changer, in cab
- Power receptacle, 5 volt USB, 1 internal
- Power receptacle, 12 volt, 2 internal, 1 external
- Power steering, hydrostatic
- Product Link™, satellite, network manager
- Product Link, cellular, network manager
- Seat belt, retractable, 51 mm (2 in)
- Socket, two roof
- Stabilizer shoes, street
- Steering knob
- Seat, air suspension, vinyl cover, with armrest
- Stabilizers, EH Control, Auto-UP
- Starting system, glow plugs
- Steering column, tilting, telescopic
- Storage compartment, lockable
- Storage tray
- Stop and tail lights
- Swing transport lock
- Tires
- Toolbox, external, lockable
- Torque converter
- Throttle, hand and foot, electronic
- Transmission, 4 speed, powershift
- Transmission neutralizer switch
- Transport tie-downs
- Vandalism locks, four
- Warning horn, electric

430 Backhoe Loader

OPTIONAL EQUIPMENT

- Auxiliary hydraulics, loader, adjustable flow
- Auxiliary hydraulics, rear, adjustable flow
- Battery, additional, 850 CCA
- Cab, deluxe
- Cold weather fuel (-30° C/-22° F)
- Cold weather package, including additional battery, engine block heater, radiator antifreeze, cold weather fuel (-30° C/-22° F) and mounting for an ether bottle
- Counterweights, 115 kg (255 lb), 240 kg (530 lb) or 460 kg (1,015 lb)
- Fenders, front with integral steps
- Guard, boom protection plate
- Guard, stabilizer, rock
- Hydraulic valves, loader with auxiliary thumb control (3rd valve for MP or Quick Coupler)
- Hydraulic valves, backhoe (5th and 6th function)
- Hydraulic lines, combined function auxiliary
- LED lights, working (2 front, 2 rear)
- Quick Coupler, hydraulic, dual lock
- Quick Coupler, manual, dual lock
- Quick Coupler, manual, pin lock
- Radio and CD player, Bluetooth®
- Ride Control
- Rotating beacon, magnetic mount
- Seat, air suspension, fabric with armrest
- Seat, air suspension, fabric with armrest, heated
- Seat belt, retractable, 75 mm (3 in)
- Security system, Bluetooth
- Security system, operator display
- Side mirrors, cab, external
- Single Tilt Loader Coupler, Integrated Tool Carrier (IT) Interface
- Stabilizer pads, reversible
- Stick, extendible
- Transmission, AutoShift with lock-up torque converter, 6 speed
- Vandalism protection, gauge cover
- Work Tool Attachments such as buckets, forks, material handling arms, augers, hammers, brooms, cold planers and vibratory plate compactors. See your Cat dealer for more information.

430 Backhoe Loader

For more complete information on Cat products, dealer services, and industry solutions, visit us on the web at www.cat.com

© 2020 Caterpillar
All rights reserved

Materials and specifications are subject to change without notice. Featured machines in photos may include additional equipment. See your Cat dealer for available options.

CAT, CATERPILLAR, LET'S DO THE WORK, their respective logos, "Caterpillar Yellow," the "Power Edge" and Cat "Modern Hex" trade dress as well as corporate and product identity used herein, are trademarks of Caterpillar and may not be used without permission.

AEHQ8245 (01-2020)
Build Number: 07A
(North America)

