

# 335

## HYDRAULIC EXCAVATOR



**Engine Power (ISO 9249)**  
**Operating Weight**

204 kW (273 hp)  
34 900 kg (77,000 lb)–36 300 kg (80,000 lb)

Cat® C7.1 Engine meets U.S. EPA Tier 4 Final, EU Stage V, Japan 2014, and Korea Tier 4 Final emission standards with an aftertreatment system that requires no operator input or downtime.



## NEXT GENERATION EXCAVATORS

Cat Next Generation Excavators offer you more choices than ever for your business.

- + MORE MODEL OPTIONS
- + MORE STANDARD TECHNOLOGIES
- + MORE PRICE POINTS

Ready to help you make your business stronger, Cat Next Generation Excavators give you new ways to get the most work done at the lowest cost – so you put more money in your pocket.



# THE CAT<sup>®</sup> 335

COMPACT RADIUS DESIGN

The **Cat 335** brings premium performance in a compact radius design. Get the industry's highest level of standard factory technology and a cab made for operator comfort. Lower fuel and maintenance costs help make your operation more productive and profitable.

An optional blade allows for faster jobsite cleaning and leveling. Float and stabilizer functionality added for increased versatility and lifting performance.



---

## INCREASE FUEL EFFICIENCY **UP TO 20%<sup>1</sup>**

New electro-hydraulics and hydraulic demand fan deliver more hydraulic power and productivity while maintaining fuel consumption. Using the adaptive Smart mode will save you even more fuel without impacting productivity.

---

## INCREASED PERFORMANCE

Up to 45% productivity increase with standard technology. 15% higher digging force and 20% more hydraulic power, and a wider gauge that allows for bigger buckets and better side stability while containing weight.

---

## LOWER MAINTENANCE COSTS **UP TO 20%<sup>3</sup>**

Extended and more synchronized maintenance intervals increase uptime and reduce costs compared to the 335F.

<sup>1</sup> Compared to the 335F and including Smart mode.

<sup>2</sup> Operator efficiency gains compared to traditional grading methods.

<sup>3</sup> Cost reduction based on 12,000 hours of operation.



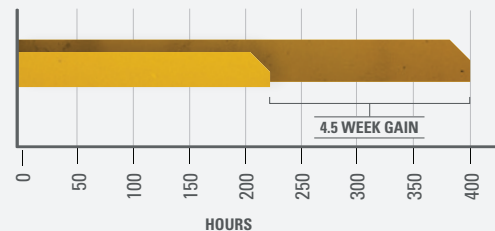
# STANDARD CAT TECHNOLOGY

**GETS JOBS DONE FASTER WITH LESS REWORK**

**On-board Cat Technology** gives you the edge. Operators of all experience levels will dig, load, and grade with more confidence, speed, and accuracy. The result? Better productivity and lower costs.

## WHAT WOULD YOU DO WITH 4.5 MORE WEEKS?

**45% GAIN WITH TECHNOLOGY**  
means same amount of work done faster



- PREVIOUS YEAR:**
  - **USING TRADITIONAL GRADING METHODS**  
400 hours/year, grading with stakes and checkers
- CURRENT YEAR:**
  - **USING CAT TECHNOLOGY**  
220 hours/year, with standard Cat GRADE



## INCREASE EFFICIENCY UP TO 45% WITH CAT TECHNOLOGY

### STANDARD, SIMPLE-TO-USE TECHNOLOGIES INCLUDE:



#### CAT GRADE WITH 2D

Cat Grade with 2D helps operators reach grade faster. Operators cut and fill to exact specifications without overcutting. You can program up to four of your most commonly used target depth and slope offsets so you can get to grade with ease – a real time saver on the jobsite. Best of all, no grade checkers are needed so the work area is safer.



#### CAT GRADE WITH ASSIST

Automated boom, stick, and bucket movements deliver more accurate cuts with less effort. The operator simply sets the depth and slope in the monitor and activates single-lever digging.



#### CAT PAYLOAD

Cat Payload technology delivers precise load targets with on-the-go weighing, which helps prevent over/underloading and maximizes efficiency. Automated tracking helps manage production and lower cost. You can even take payload data with you. The monitor's USB port lets you download your results from one shift all the way up to 30 days of work so can manage your progress without needing an internet connection or VisionLink® subscription.



#### LIFT ASSIST

Lift Assist quickly calculates the actual load you are lifting and compares it to the rated load the excavator is capable of handling. Visual and auditory alerts tell you if you are within safe working range or need to take action to avoid tipping.

### AVAILABLE OPTIONAL UPGRADES

Cat Grade with Advanced 2D and Cat Grade with 3D increase productivity and expand grading capabilities. Grade with Advanced 2D adds in-field design capabilities through an additional 254 mm (10 in) high-resolution touchscreen monitor. Grade with 3D adds GPS and GLONASS positioning for pinpoint accuracy. Plus, it's easier than ever to connect to 3D services like Trimble Connected Community or Virtual Reference Station with the excavator's built-in communication technology.

# CAT LINK TECHNOLOGY

## TAKES THE GUESSWORK OUT OF MANAGING YOUR EQUIPMENT

---

**Cat Link** telematics technology helps take the complexity out of managing your jobsites by gathering data generated by your equipment, materials, and people and serving it up to you in customizable formats.



### **PRODUCT LINK™**

Product Link collects data automatically and accurately from your assets – any type and any brand. Information such as location, hours, fuel usage, productivity, idle time, maintenance alerts, diagnostic codes, and machine health can be viewed online through web and mobile applications.



### **VISIONLINK**

Access information anytime, anywhere with VisionLink – and use it to make informed decisions that boost productivity, lower costs, simplify maintenance, and improve safety and security on your jobsite. With different subscription level options, your Cat dealer can help you configure exactly what you need to connect your fleet and manage your business without paying for extras you don't want. Subscriptions are available with cellular or satellite reporting (or both).



**Remote Services** is a suite of technologies that improve your jobsite efficiency.

**Remote Troubleshoot** allows your Cat dealer to perform diagnostic testing on your connected machine remotely, pinpointing potential issues while the machine is in operation. Remote Troubleshoot ensures the technician arrives with the correct parts and tools the first time, eliminating additional trips to save you time and money.

**Remote Flash** updates on-board software without a technician being present, potentially reducing update time by as much as 50%. You can initiate the update when convenient, increasing your overall operating efficiency.

The **Cat App** helps you manage your assets – at any time – right from your smartphone. You can see your fleet location, hours, and other information you need to see. You will get critical alerts for required maintenance, and you can even request service from your local Cat dealer.

# CAB TAKES THE HARD OUT OF WORK

Sites where excavators typically work are rugged and challenging. That's why it's important that the 335 cab protects the operator as much as possible from the fatigue, stresses, sounds, and temperatures of the job.



## SEAT AND JOYSTICK CONSOLE REDUCE FATIGUE

Comfort and efficiency of movement keep operators productive and alert all shift long. The standard seat is wide and adjustable for operators of virtually any size. Choose between Comfort, Deluxe, and Premium cabs – all with automatic climate control.



## TOUCHSCREEN MONITOR

Most machine settings can be controlled through the high-resolution 254 mm (10 in) touchscreen monitor. It offers 42 languages and is easy to reach from the seat – no twisting or turning.



## SMART MODE

Smart mode (one of three power mode settings) automatically adjusts engine and hydraulic power based on application for the highest fuel efficiency – less power for tasks such as swinging and more power for digging. Operators can set and store their power mode preference using Operator ID; owners can lock in a preferred mode to help manage fuel consumption.



## CUSTOMIZABLE JOYSTICKS

Joystick function can be customized through the monitor. Joystick pattern as well as response can be set to match operator preference. All preferences are saved with Operator ID and restored at login.



## KEYLESS PUSH START

The 335 uses a keyless push-button engine start. This adds security for the machine by using Operator ID codes to limit and track machine access. Codes can be entered manually, via an optional Bluetooth® key fob, or with the smartphone app.





A QUIET, SAFE WORKSPACE

# BUILDS OPERATOR CONFIDENCE

## ISO-CERTIFIED ROPS CAB

The ISO-certified ROPS cab is sound suppressed and sealed. The windows and lower front profile of the machine give outstanding visibility to the work area without the strain of constantly leaning forward.

## ALL-AROUND VISIBILITY

Standard rearview and right-side-view cameras help keep operators aware of their surroundings at all times. An optional 360° Visibility feature is also available.

## EASY ACCESS, CONNECTIVITY, AND STORAGE

Convenience features include Bluetooth integrated radio, USB ports for charging and phone connectivity, 12V DC outlets and AUX port, storage in rear, overhead, and console compartments, and cup and bottle holders.




# SAFETY FEATURES

## LOOK AFTER YOUR PEOPLE AND YOUR EQUIPMENT

Daily maintenance checks can be performed with 100% of the points accessible from ground level, making maintenance faster, easier, and safer. Checkpoints include the engine oil dipstick, fuel water separator, fuel tank water and sediment drains, and cooling system coolant level check.

### LIFT ASSIST

Lift Assist helps you avoid tipping. With visual and auditory alerts, you'll know if your load is within the excavator's safe working range limits.



# COMPACT RADIUS

## SIZED RIGHT FOR TIGHT QUARTERS WORK



### WORK WITH CONFIDENCE

The 335's compact radius design makes it ideal for working in space-restricted areas like road jobs with land closures and next to buildings or other structures you'd like to keep out of harm's way.

The 335 gives you maximum full upper frame turning radius, while providing solid lifting performance. With the tightest tail radius in the industry, the 335 maneuvers easily on the jobsite. The reduced full body 360-degree turning radius makes it ideally suited to work in tight areas, including a single traffic lane. Plus, the increased track gauge provides great over-the-side stability, so you can work confidently.

### WORK WITH POWER

Unlike a standard radius machine, the 335's boom cylinders are positioned in a way that maximizes lifting performance and short turning radius.





With extended and more synchronized maintenance intervals, you get more done at a lower cost compared to the 335F. Consolidated filter locations make service faster. Hydraulic, air, and fuel tank filters have increased capacity and longer life.

**KEY MAINTENANCE COST REDUCTIONS INCLUDE:**

- + Consolidated filter locations to reduce service time.
- + Oil and fuel filters with extended maintenance intervals.
- + Advanced air filter with double the dust holding capacity of the previous filter.

**LOWER MAINTENANCE COSTS  
SAVE UP TO**

**20%**

» WITH DOUBLE DUST HOLDING CAPACITY AIR FILTERS  
AND EXTENDED SERVICE INTERVALS

\*SOURCE: INTERNAL NEXT GENERATION PRODUCT SUPPORT  
MAINTENANCE COST COMPARISON

# INCREASE YOUR PRODUCTIVITY AND PROFIT WITH CAT ATTACHMENTS

You can easily expand the performance of your machine by utilizing any of the variety of Cat attachments. Each Cat attachment is designed to fit the weight and horsepower of Cat excavators for improved performance, safety, and stability.

## BUCKETS



## GRAPPLES



## HYDRAULIC HAMMERS



## AUTO HAMMER STOP

Turn on through the monitor and the hammer will automatically stop after 30 seconds of continuous firing, preventing both tool and excavator from overworking.

## ATTACHMENT TRACKING MADE EASY

The Cat PL161 Attachment Locator is a Bluetooth device that makes finding your attachments and other gear quick and easy. The excavator's on-board Bluetooth reader or Cat App on your phone will locate the device automatically.

## MULTI-PROCESSORS




## QUICK COUPLERS



## RAKES



## RIPPERS



## SECONDARY PULVERIZERS



## SHEARS



## THUMBS



## VIBRATORY PLATE COMPACTORS



Save more time and energy with the available work tool recognition feature. A simple shake of the attached tool confirms its identity; it also ensures all the attachment settings are correct so you can get to work quickly and efficiently.

# TECHNICAL SPECIFICATIONS

See [cat.com](http://cat.com) for complete specifications.

ENGINE		
Engine Model	Cat C7.1	
Engine Power – ISO 9249	204 kW	273 hp
Engine Power – ISO 14396	205 kW	275 hp
Bore	105 mm	4 in
Stroke	135 mm	5 in
Displacement	7.01 L	428 in <sup>3</sup>
*Net power available at the flywheel when the engine is equipped with fan, air cleaner, aftertreatment, and alternator with engine speed at 2,200 rpm.		
SWING MECHANISM		
Swing Speed	10.8 rpm	
Maximum Swing Torque	108 kN-m	79,455 lbf-ft
WEIGHTS		
Operating Weight	36 200 kg	79,900 lb
Long undercarriage, Reach boom, R3.2 (10'6") stick, HD 1.54 m <sup>3</sup> (2.01 yd <sup>3</sup> ) bucket, 850 mm (33") triple grouser shoes, and 7.7 mt (16,980 lb) counterweight.		
Operating Weight	34 900 kg	77,000 lb
Long undercarriage, Reach boom, R3.2 (10'6") stick, HD 1.54 m <sup>3</sup> (2.01 yd <sup>3</sup> ) bucket, 600 mm (24") triple grouser shoes, 5.0 mt (11,202 lb) counterweight, and 3440 mm (11'3") blade.		
SERVICE REFILL CAPACITIES		
Fuel Tank	368 L	97.2 gal
Cooling System	13 L	3.3 gal
Engine Oil	25 L	6.6 gal
Swing Drive	11 L	2.9 gal
Final Drive (each)	7 L	1.8 gal
Hydraulic System (including tank)	350 L	92.5 gal
Hydraulic Tank	154 L	40.7 gal
DEF Tank	26 L	7.0 gal
HYDRAULIC SYSTEM		
Main System - Maximum Flow - Implement	560 L/min (280x2 pumps)	148 gal/min (74x2 pumps)
Maximum Pressure - Equipment - Normal	35 000 kPa	5,075 psi
Maximum Pressure - Equipment - Lift Mode	38 000 kPa	5,510 psi
Maximum Pressure - Travel	35 000 kPa	5,075 psi
Maximum Pressure - Swing	28 832 kPa	4,181 psi

DIMENSIONS		
Boom	Reach 6.15 m (20'2")	
Stick	R3.2CB2 (10'6")	
Bucket	HD	
Shipping Height (top of cab)	3272 mm	10'9"
Handrail Height	3428 mm	11'3"
Shipping Length	9826 mm	32'2"
Tail Swing Radius	1903 mm	6'3"
Counterweight Clearance	1167 mm	3'10"
Ground Clearance	482 mm	1'7"
Track Length	5744 mm	18'10"
Length to Center of Rollers	4040 mm	13'3"
Track Gauge – Extended	2740 mm	9'0"
Transport Width – 600 mm (24") Shoes	3340 mm	10'11"
Transport Width – 850 mm (33") Shoes	3590 mm	11'9"
Machine Width with Blade – 600 mm (24") Shoes	3440 mm	11'3"
Machine Width with Blade – 850 mm (33") Shoes	3600 mm	11'10"
WORKING RANGES AND FORCES		
Boom	Reach 6.15 m (20'2")	
Stick	R3.2CB2 (10'6")	
Bucket	HD	
Maximum Digging Depth	6990 mm	22'11"
Maximum Reach at Ground Level	10 640 mm	34'11"
Maximum Cutting Height	11 150 mm	36'7"
Maximum Loading Height	7960 mm	26'1"
Minimum Loading Height	2910 mm	9'7"
Maximum Depth Cut for 2440 mm (8'0") Level Bottom	6840 mm	22'5"
Maximum Vertical Wall Digging Depth	5790 mm	19'0"
Bucket Digging Force (ISO)	207 kN	46,482 lbf
Stick Digging Force (ISO)	144 kN	32,319 lbf
AIR CONDITIONING SYSTEM		
The air conditioning system on this machine contains the fluorinated greenhouse gas refrigerant R134a (Global Warming Potential = 1430). The system contains 0.9 kg of refrigerant which has a CO <sub>2</sub> equivalent of 1.287 metric tonnes.		

# STANDARD & OPTIONAL EQUIPMENT

Standard and optional equipment may vary. Consult your Cat dealer for details.

CAT TECHNOLOGIES	STANDARD	OPTIONAL
Cat Product Link	•	
Work tool recognition	•	
Work tool tracking	•	
Cat Grade with 2D	•	
Cat Grade with Advanced 2D		•
Cat Grade with 3D		•
Cat Assist Technology	•	
Cat Payload	•	
2D E-Fence	•	
Auto hammer stop	•	
Remote Services capability	•	
ENGINE	STANDARD	OPTIONAL
Three selectable modes: Power, Smart, Eco	•	
4600 m (15,090 ft) altitude capability with engine power derate above 3000 m (9,840 ft)	•	
52°C (126°F) high-ambient cooling capacity without derate	•	
-18°C (0°F) cold start capability	•	
-32°C (-25°F) cold start capability		•
Sealed double element air filter with integrated precleaner	•	
1 x 145 Amp. dual alternator	•	
Electric fuel priming pump	•	
Hydraulic and reversible demand fan	•	
Two-stage fuel filtration system with water separator and indicator	•	
Biodiesel capable (up to B20)	•	
SERVICE AND MAINTENANCE	STANDARD	OPTIONAL
S-O-S <sup>SM</sup> sampling ports	•	
Grouped location for engine oil and fuel filters	•	
Remote flash	•	
SAFETY AND SECURITY	STANDARD	OPTIONAL
Rear- and right-side-view cameras	•	
360° visibility		•
ISO 2867 right-hand handrail and hand hold	•	
Service platform with anti-skid plate and countersunk bolts	•	
Hydraulic lockout lever neutralizes all controls	•	
Ground level-accessible secondary engine shutoff switch in cab	•	
Signaling/warning horn	•	

HYDRAULIC SYSTEM	STANDARD	OPTIONAL
SmartBoom™ <sup>1</sup>	•	
Electric main control valve	•	
Boom and stick regeneration circuits	•	
Automatic hydraulic oil warm up	•	
Automatic two-speed travel	•	
Boom and stick drift reduction valve	•	
High flow 2-way tool control	•	
Medium-pressure pump and lines		•
High-pressure tool control lines		•
Element type main hydraulic filter	•	
<sup>1</sup> Available in Europe only.		
UNDERCARRIAGE AND STRUCTURES	STANDARD	OPTIONAL
Base frame with standard track rollers and HD carrier rollers	•	
Grease lubricated track	•	
ISO 15818 tie down points on base frame	•	
Track guiding guard, segmented two pieces	•	
Track guiding guard, full length		•
Heavy-duty travel motor guards	•	
Swivel guard	•	
5.0 mt (11,020 lb) counterweight*		•
7.7 mt (16,980 lb) counterweight**		•
600 mm (24") triple grouser track shoes		•
850 mm (33") triple grouser track shoes		•
3440 mm (11'3") blade		•
3600 mm (11'10") blade		•
*For use with blade only **For use without blade only		
BOOMS, STICKS, AND LINKAGES	STANDARD	OPTIONAL
Boom cylinders	•	
6.15 m (20'2") Reach boom	•	
3.2 m (10'6") Reach stick		•
3.75 m (12'4") Reach stick		•
Bucket linkage, CB2 family with lifting eye	•	
ELECTRICAL SYSTEM	STANDARD	OPTIONAL
Maintenance-free batteries	•	
LED chassis light, left-hand/right-hand boom lights, cab lights -1800 lumens	•	
Centralized electrical disconnect switch	•	
Programmable time delay working lights after engine shutdown	•	

**Not all features are available in all regions. Please check with your local Cat dealer for specific offering availability in your area.**

For additional information and additional regional offerings, refer to the Technical Specifications brochure available at [www.cat.com](http://www.cat.com) or your Cat dealer.

For more complete information on Cat products, dealer services and industry solutions, visit us on the web at [www.cat.com](http://www.cat.com)

© 2021 Caterpillar. All Rights Reserved.

VisionLink is a trademark of Trimble Navigation Limited, registered in the United States and in other countries.

Materials and specifications are subject to change without notice. Featured machines in photos may include additional equipment. See your Cat dealer for available options.

CAT, CATERPILLAR, LET'S DO THE WORK, their respective logos, SmartBoom, S·O·S, Product Link, "Caterpillar Corporate Yellow," the "Power Edge" and Cat "Modern Hex" trade dress as well as corporate and product identity used herein, are trademarks of Caterpillar and may not be used without permission.  
[www.cat.com](http://www.cat.com) [www.caterpillar.com](http://www.caterpillar.com)

AEXQ2943-01  
Replaces AEXQ2943  
Build Number: 07A  
(Aus-NZ, Jpn, Eur,  
Korea, N Am)

